

BLANCO MANHATTAN

MANHATTAN Modules and Options





MANHATTAN food servery system

Heated servery counter	4
Cold food and beverage servery counter.	10
Cooled servery counter, convection-cooled	14
Plain servery counter	18
PRE-MIX/ POST-MIX module	26
Roll-in counter	29
Servery counter	30
Showcase, refrigerated	36
Stand showcase, refrigerated	38
Cash register booth	40
Inside-corner module	42
Outside-corner module	44
Inside-corner module, mobile	46
Outside-corner module, mobile	48
Silverware and tray servery counter	50
Overview of granite top surfaces.	50
Overview of Resopal colours and designs	51
Overview of MANHATTAN modules	52

MANHATTAN heated servery counter MWA 3

- CNS top surface with 3 seamlessly welded-in heat retaining wells with individual drains
- Capacity: 3 x GN 1/1, max. depth: 200 mm
- Temperature range: +30 °C to +95 °C, can be individually heated wet or dry
- Castors with 125 mm dia., 4 steering castors, 2 of which have brakes, galvanised steel
- For customer and short-side panelling, see Options
- Compliant with DIN 18865



Model	Designation	Dimensions L x W x H (mm)	Connected load	Order No.
MANHATTAN MWA 3	<p>Heated servery counter can be heated wet or dry</p> <p>Cabinet compartment open on operator side with 4 pair of deep-drawn support ledges Spacing: 75 mm, for GN 1/1</p>	1200 x 700 x 900	400 V CEE plug	566 609
MANHATTAN MWA 3	<p>Heated servery counter can be heated wet or dry</p> <p>Cabinet compartment closed on operator side with 4 pair of deep-drawn support ledges Spacing: 75 mm, for GN 1/1, 1 double-walled hinged door</p>	1200 x 700 x 900	400 V CEE plug	566 610

Options for MANHATTAN heated servery counter MWA 3

Designation	Model			
Top surfaces	1.1 Granite, Group I (Bianco Sardo, Rosa Beta)			
	1.2 Granite, Group II (Baltic Brown, Nero Impala, Pedras Salgadas)			
	1.3 Granite, Group III (Labrador Blue Pearl, Labrador Emerald Pearl, Nero Assoluto)			
Panelling	2.1 Customer side, Resopal, "Plain Colours" or "Woodgrains Authentic"			
	2.2 Customer side, stainless steel			
	2.3 Short side, Resopal, "Plain Colours" or "Woodgrains Authentic"	2.3.1 Left	2.3.2 Right	2.3.3 Left and right [2x]
	2.4 Short side, stainless steel	2.4.1 Left	2.4.2 Right	2.4.3 Left and right [2x]
Castor model	3.1 Castors with 125 mm dia., 4 steering castors, 2 of which have brakes, stainless steel			
Feet	3.2 Feet, stainless steel			
Skirting panels (only in conjunction with feet 3.2)	3.3 Long side	3.3.1 Customer side	3.3.2 Operator side	3.3.3 Customer/operator side [2x]
	3.4 Short side	3.4.1 Left	3.4.2 Right	3.4.3 Left and right [2x]
Socket outlets	4.1 Schuko socket outlet, 230 V, in the panel	4.1.1 Left	4.1.2 Centre	4.1.3 Right
	4.2 Schuko socket outlet 230 V, in the installation compartment for connecting further modules			
	4.3 CEE socket outlet 400 V, in the installation compartment for connecting further modules			
Door, lockable	4.4 Door, lockable (2 doors)	common locks	different locks	
Side shelf	4.5 Stainless steel, short side	4.5.1 Left	4.5.2 Right	4.5.3 Left and right [2x]
Tray slide	5.1 Stainless-steel round tube	5.1.1 Customer side	5.1.2 Operator side	5.1.3 Customer/operator side [2x]
	5.2 Stainless-steel round tube, short side	5.2.1 Left	5.2.2 Right	5.2.3 Left and right [2x]
	5.3 Resopal, colour: "stone grey"	5.3.1 Customer side	5.3.2 Operator side	5.3.3 Customer/operator side [2x]
	5.4 Resopal, colour: "stone grey", short side	5.4.1 Left	5.4.2 Right	5.4.3 Left and right [2x]
Module connection	6.1 Module attachment set	6.1.1 Left	6.1.2 Right	6.1.3 Left and right [2x]
Glass attachment board	7.1 1-level, pulled down to top surface on customer side			
	7.2 1-level, pulled down to top surface on customer side, with lighting			
	7.3 1-level, pulled down to top surface on customer side, with lighting and heat radiator			
	7.6 1-level, pulled down on both sides with pass-through (275 mm)			
	7.7 1-level, pulled down on both sides with pass-through (275 mm), with lighting			
	7.8 1-level, pulled down on both sides with pass-through (275 mm), with lighting and heat radiator			
	7.9 2-level, pulled down on customer side, at bottom: down to top surface, at top: with pass-through (155 mm)			
	7.10 2-level, pulled down on customer side, at bottom: down to top surface, at top: with pass-through (155 mm), with lighting			
	7.11 2-level, pulled down on customer side, at bottom: down to top surface, at top: with pass-through (155 mm), with lighting and heat radiators			
	Stainless-steel panel	8.1 For aluminium corner profile, customer side	8.1.1 Left	8.1.2 Right
8.2 For module connector, customer side, only in connection with module attachment set, only one panel required per module				

MANHATTAN heated servery counter MWA 4

- CNS top surface with 4 seamlessly welded-in heat retaining wells with individual drains
- Capacity: 4 x GN 1/1, max. depth: 200 mm
- Temperature range: +30 °C to +95 °C, can be individually heated wet or dry
- Castors with 125 mm dia., 4 steering castors, 2 of which have brakes, galvanised steel
- For customer and short-side panelling, see Options
- Compliant with DIN 18865



Model	Designation	Dimensions L x W x H (mm)	Connected load	Order No.
MANHATTAN MWA 4	<p>Heated servery counter can be heated wet or dry</p> <p>Cabinet compartment open on operator side with 4 pairs each of deep-drawn support ledges for middle shelves (see Options), spacing: 75 mm</p>	1550 x 700 x 900	400 V CEE plug	566 611
MANHATTAN MWA 4	<p>Heated servery counter can be heated wet or dry</p> <p>2 cabinet compartments closed on operator side with 4 pairs each of deep-drawn support ledges, spacing: 75 mm, each for GN 1/1, 2 double-walled hinged doors</p>	1550 x 700 x 900	400 V CEE plug	566 612
MANHATTAN MWA 4	<p>Heated servery counter can be heated wet or dry</p> <p>2 cabinet compartments closed, convection-heated and insulated on operator side with 4 pairs each of support ledges, spacing: 75 mm, each for GN 1/1, 2 double-walled hinged doors</p>	1550 x 700 x 900	400 V CEE plug	566 613

Options for MANHATTAN heated servery counter MWA 4

Designation	Model				
Top surfaces	1.1 Granite, Group I (Bianco Sardo, Rosa Beta)				
	1.2 Granite, Group II (Baltic Brown, Nero Impala, Pedras Salgadas)				
	1.3 Granite, Group III (Labrador Blue Pearl, Labrador Emerald Pearl, Nero Assoluto)				
Panelling	2.1 Customer side, Resopal, "Plain Colours" or "Woodgrains Authentic"				
	2.2 Customer side, stainless steel				
	2.3 Short side, Resopal, "Plain Colours" or "Woodgrains Authentic"	2.3.1 Left	2.3.2 Right	2.3.3 Left and right [2x]	
	2.4 Short side, stainless steel	2.4.1 Left	2.4.2 Right	2.4.3 Left and right [2x]	
Castor model	3.1 Castors with 125 mm dia., 4 steering castors, 2 of which have brakes, stainless steel				
Feet	3.2 Feet, stainless steel				
Skirting panels (only in conjunction with feet 3.2)	3.3 Long side	3.3.1 Customer side	3.3.2 Operator side	3.3.3 Customer/operator side [2x]	
	3.4 Short side	3.4.1 Left	3.4.2 Right	3.4.3 Left and right [2x]	
Socket outlets	4.1 Schuko socket outlet, 230 V, in the panel	4.1.1 Left	4.1.2 Centre	4.1.3 Right	
	4.2 Schuko socket outlet 230 V, in the installation compartment for connecting further modules				
	4.3 CEE socket outlet 400 V, in the installation compartment for connecting further modules				
Door, lockable	4.4 Door, lockable (3 doors)	common locks	different locks		
Side shelf	4.5 Stainless steel, short side	4.5.1 Left	4.5.2 Right	4.5.3 Left and right [2x]	
Middle shelf	4.6 Stainless steel, for model with open cabinet				
Tray slide	5.1 Stainless-steel round tube	5.1.1 Customer side	5.1.2 Operator side	5.1.3. Customer/operator side [2x]	
	5.2 Stainless-steel round tube, short side	5.2.1 Left	5.2.2 Right	5.2.3 Left and right [2x]	
	5.3 Resopal, colour: "stone grey"	5.3.1 Customer side	5.3.2 Operator side	5.3.3 Customer/operator side [2x]	
	5.4 Resopal, colour: "stone grey", short side	5.4.1 Left	5.4.2 Right	5.4.3 Left and right [2x]	
Module connection	6.1 Module attachment set	6.1.1 Left	6.1.2 Right	6.1.3 Left and right [2x]	
Glass attachment board	7.1 1-level, pulled down to top surface on customer side				
	7.2 1-level, pulled down to top surface on customer side, with lighting				
	7.3 1-level, pulled down to top surface on customer side, with lighting and heat radiator				
	7.6 1-level, pulled down on both sides with pass-through (275 mm)				
	7.7 1-level, pulled down on both sides with pass-through (275 mm), with lighting				
	7.8 1-level, pulled down on both sides with pass-through (275 mm), with lighting and heat radiator				
	7.9 2-level, pulled down on customer side, at bottom: down to top surface, at top: with pass-through (155 mm)				
	7.10 2-level, pulled down on customer side, at bottom: down to top surface, at top: with pass-through (155 mm), with lighting				
	7.11 2-level, pulled down on customer side, at bottom: down to top surface, at top: with pass-through (155 mm), with lighting and heat radiators				
	Stainless-steel panel	8.1 For aluminium corner profile, customer side	8.1.1 Left	8.1.2 Right	8.1.3 Left and right [2x]
		8.2 For module connector, customer side, only in connection with module attachment set, only one panel required per module			

MANHATTAN heated servery counter MWA 5

- CNS top surface with 5 seamlessly welded-in heat retaining wells with individual drains
- Capacity: 5 x GN 1/1, max. depth: 200 mm
- Temperature range: +30 °C to +95 °C, can be individually heated wet or dry
- Castors with 125 mm dia., 4 steering castors, 2 of which have brakes, galvanised steel
- For customer and short-side panelling, see Options
- Compliant with DIN 18865



Model	Designation	Dimensions L x W x H (mm)	Connected load	Order No.
MANHATTAN MWA 5	<p>Heated servery counter can be heated wet or dry</p> <p>Cabinet compartment open on operator side with 4 pairs each of deep-drawn support ledges for middle shelves (see Options), spacing: 75 mm</p>	1900 x 700 x 900	400 V CEE plug	566 614
MANHATTAN MWA 5	<p>Heated servery counter can be heated wet or dry</p> <p>3 cabinet compartments closed on operator side: 1 compartment with 4 pairs of deep-drawn support ledges, 2 compartments with 4 pairs each support ledges, Spacing: 75 mm, each for GN 1/1, 3 double-walled hinged doors</p>	1900 x 700 x 900	400 V CEE plug	566 615
MANHATTAN MWA 5	<p>Heated servery counter can be heated wet or dry</p> <p>3 cabinet compartments closed on operator side: 1 compartment with 4 pairs of deep-drawn support ledges, 2 convection-heated and insulated compartments with 4 pairs each support ledges, spacing: 75 mm, each for GN 1/1, 3 double-walled hinged doors</p>	1900 x 700 x 900	400 V CEE plug	566 616

Options for MANHATTAN heated servery counter MWA 5

Designation	Model			
Top surfaces	1.1 Granite, Group I (Bianco Sardo, Rosa Beta)			
	1.2 Granite, Group II (Baltic Brown, Nero Impala, Pedras Salgadas)			
	1.3 Granite, Group III (Labrador Blue Pearl, Labrador Emerald Pearl, Nero Assoluto)			
Panelling	2.1 Customer side, Resopal, "Plain Colours" or "Woodgrains Authentic"			
	2.2 Customer side, stainless steel			
	2.3 Short side, Resopal, "Plain Colours" or "Woodgrains Authentic"	2.3.1 Left	2.3.2 Right	2.3.3 Left and right [2x]
	2.4 Short side, stainless steel	2.4.1 Left	2.4.2 Right	2.4.3 Left and right [2x]
Castor model	3.1 Castors with 125 mm dia., 4 steering castors, 2 of which have brakes, stainless steel			
Feet	3.2 Feet, stainless steel			
Skirting panels (only in conjunction with feet 3.2)	3.3 Long side	3.3.1 Customer side	3.3.2 Operator side	3.3.3 Customer/operator side [2x]
	3.4 Short side	3.4.1 Left	3.4.2 Right	3.4.3 Left and right [2x]
Socket outlets	4.1 Schuko socket outlet, 230 V, in the panel	4.1.1 Left	4.1.2 Centre	4.1.3 Right
	4.2 Schuko socket outlet 230 V, in the installation compartment for connecting further modules			
	4.3 CEE socket outlet 400 V, in the installation compartment for connecting further modules			
Door, lockable	4.4 Door, lockable (4 doors)	common locks	different locks	
Side shelf	4.5 Stainless steel, short side	4.5.1 Left	4.5.2 Right	4.5.3 Left and right [2x]
Middle shelf	4.6 Stainless steel, for model with open cabinet			
Tray slide	5.1 Stainless-steel round tube	5.1.1 Customer side	5.1.2 Operator side	5.1.3. Customer/operator side [2x]
	5.2 Stainless-steel round tube, short side	5.2.1 Left	5.2.2 Right	5.2.3 Left and right [2x]
	5.3 Resopal, colour: "stone grey"	5.3.1 Customer side	5.3.2 Operator side	5.3.3 Customer/operator side [2x]
	5.4 Resopal, colour: "stone grey", short side	5.4.1 Left	5.4.2 Right	5.4.3 Left and right [2x]
Module connection	6.1 Module attachment set	6.1.1 Left	6.1.2 Right	6.1.3 Left and right [2x]
Glass attachment board	7.1 1-level, pulled down to top surface on customer side			
	7.2 1-level, pulled down to top surface on customer side, with lighting			
	7.3 1-level, pulled down to top surface on customer side, with lighting and heat radiator			
	7.9 2-level, pulled down on customer side, at bottom: down to top surface, at top: with pass-through (155 mm)			
	7.10 2-level, pulled down on customer side, at bottom: down to top surface, at top: with pass-through (155 mm), with lighting			
	7.11 2-level, pulled down on customer side, at bottom: down to top surface, at top: with pass-through (155 mm), with lighting and heat radiators			
Stainless-steel panel	8.1 For aluminium corner profile, customer side	8.1.1 Left	8.1.2 Right	8.1.3 Left and right [2x]
	8.2 For module connector, customer side, only in connection with module attachment set, only one panel required per module			

MANHATTAN cold food and beverage servery counter MKA 3

- CNS top surface with seamlessly welded-in cooling tray
- Capacity: 3 x GN 1/1, max. depth: 150 mm
- Temperature range: +7 °C bis +12 °C at an ambient temperature of +25 °C, set to +7 °C at factory
- Refrigerant: R 134 a, CFC-free
- Castors with 125 mm dia., 4 steering castors, 2 of which have brakes, galvanised steel
- For customer and short-side panelling, see Options
- Compliant with DIN 18865



Model	Designation	Dimensions L x W x H (mm)	Connected load	Order No.
MANHATTAN MKA 3	<p>Cold food and beverage servery counter with active contact cooling</p> <p>Cabinet compartment open on operator side with 4 pair of deep-drawn support ledges Spacing: 75 mm, each for GN 1/1</p>	1200 x 700 x 900	230 V Schuko plug	566 603
MANHATTAN MKA 3	<p>Cold food and beverage servery counter with active contact cooling</p> <p>Cabinet compartment closed on operator side with 4 pairs each of deep-drawn support ledges for middle shelves (see Options), spacing: 75 mm, 1 double-walled hinged door</p>	1200 x 700 x 900	230 V Schuko plug	566 604
MANHATTAN MKA 3	<p>Cold food and beverage servery counter with active contact cooling</p> <p>Cabinet compartment convection-cooled, insulated on operator side with 4 pairs of support ledges, spacing: 75 mm, each for GN 1/1, 1 double-walled hinged door</p>	1200 x 700 x 900	230 V Schuko plug	566 605

Options for MANHATTAN cold food and beverage servery counter MKA 3

Designation	Model				
Top surfaces	1.1	Granite, Group I (Bianco Sardo, Rosa Beta)			
	1.2	Granite, Group II (Baltic Brown, Nero Impala, Pedras Salgadas)			
	1.3	Granite, Group III (Labrador Blue Pearl, Labrador Emerald Pearl, Nero Assoluto)			
Panelling	2.1	Customer side, Resopal, "Plain Colours" or "Woodgrains Authentic"			
	2.2	Customer side, stainless steel			
	2.3	Short side, Resopal, "Plain Colours" or "Woodgrains Authentic"	2.3.1 Left	2.3.2 Right	2.3.3 Left and right [2x]
	2.4	Short side, stainless steel	2.4.1 Left	2.4.2 Right	2.4.3 Left and right [2x]
Castor model	3.1	Castors with 125 mm dia., 4 steering castors, 2 of which have brakes, stainless steel			
Feet	3.2	Feet, stainless steel			
Skirting panels (only in conjunction with feet 3.2)	3.3	Long side, with cooling slits	3.3.1 Customer side	3.3.2 Operator side	3.3.3 Customer/operator side [2x]
	3.4	Short side, with cooling slits	3.4.1 Left	3.4.2 Right	3.4.3 Left and right [2x]
Socket outlets	4.1	Schuko socket outlet, 230 V, in the panel	4.1.1 Left	4.1.2 Centre	4.1.3 Right
	4.2	Schuko socket outlet 230 V, in the installation compartment for connecting further modules			
	4.3	CEE socket outlet 400 V, in the installation compartment for connecting further modules			
Door	4.4	Door, lockable (1 door)	common locks	different locks	
Side shelf	4.5	Stainless steel, short side	4.5.1 Left	4.5.2 Right	4.5.3 Left and right [2x]
Middle shelf	4.6	Middle shelf, stainless steel, for model with open cabinet			
Connected load	4.7	400 V			
Pull-out bottle rack	4.8	Pull-out bottle rack, only in conjunction with refrigerated underframe			
Slatted shelf	4.9	3 pieces in set, stainless steel, for beverage servery counter			
Condensation-water evaporator	4.11	Electric condensation water evaporation (only in conjunction with convection-cooled cabinet compartment)			
Tray slide	5.1	Stainless-steel round tube	5.1.1 Customer side	5.1.2 Operator side	5.1.3. Customer/operator side [2x]
	5.2	Stainless-steel round tube, short side	5.2.1 Left	5.2.2 Right	5.2.3 Left and right [2x]
	5.3	Resopal, colour: "stone grey"	5.3.1 Customer side	5.3.2 Operator side	5.3.3 Customer/operator side [2x]
	5.4	Resopal, colour: "stone grey", short side	5.4.1 Left	5.4.2 Right	5.4.3 Left and right [2x]
Module connection	6.1	Module attachment set	6.1.1 Left	6.1.2 Right	6.1.3 Left and right [2x]
Glass attachment board	7.4	1-level, pulled down on customer side with pass-through (275 mm)			
	7.5	1-level, pulled down on customer side with pass-through (275 mm), with lighting			
	7.6	1-level, pulled down on both sides with pass-through (275 mm)			
	7.7	1-level, pulled down on both sides with pass-through (275 mm), with lighting			
	7.12	2-level, pulled down on customer side with pass-through at top and bottom (155 and 275 mm)			
	7.13	2-level, pulled down on customer side with pass-through at top and bottom (155 and 275 mm), with lighting			
Stainless-steel panel	8.1	For aluminium corner profile, customer side	8.1.1 Left	8.1.2 Right	8.1.3 Left and right [2x]
	8.2	For module connector, customer side, only in connection with module attachment set, only one panel required per module			

MANHATTAN cold food and beverage servery counter MKA 4

- CNS top surface with seamlessly welded-in cooling tray
- Capacity: 4 x GN 1/1, max. depth: 150 mm
- Temperature range: +7 °C to +12 °C at an ambient temperature of 25 °C, set to +7 °C at factory
- Refrigerant: R 134 a, CFC-free
- Castors with 125 mm dia., 4 steering castors, 2 of which have brakes, galvanised steel
- For customer and short-side panelling, see Options
- Compliant with DIN 18865



Model	Designation	Dimensions L x W x H (mm)	Connected load	Order No.
MANHATTAN MKA 4	<p>Cold food and beverage servery counter with active contact cooling</p> <p>Cabinet compartment open on operator side with 4 pairs each of deep-drawn support ledges for middle shelves (see Options), spacing: 75 mm</p>	1550 x 700 x 900	230 V Schuko plug	566 606
MANHATTAN MKA 4	<p>Cold food and beverage servery counter with active contact cooling</p> <p>2 cabinet compartments closed on operator side with 4 pairs each of deep-drawn support ledges, spacing: 75 mm, each for GN 1/1, 2 double-walled hinged doors</p>	1550 x 700 x 900	230 V Schuko plug	566 607
MANHATTAN MKA 4	<p>Cold food and beverage servery counter with active contact cooling</p> <p>2 cabinet compartments, convection-cooled and insulated on operator side, with 4 pairs each of support ledges spacing: 75 mm, each for GN 1/1, 2 double-walled hinged doors</p>	1550 x 700 x 900	230 V Schuko plug	566 608

Options for MANHATTAN cold food and beverage servery counter MKA 4

Designation	Model				
Top surfaces	1.1	Granite, Group I (Bianco Sardo, Rosa Beta)			
	1.2	Granite, Group II (Baltic Brown, Nero Impala, Pedras Salgadas)			
	1.3	Granite, Group III (Labrador Blue Pearl, Labrador Emerald Pearl, Nero Assoluto)			
Panelling	2.1	Customer side, Resopal, "Plain Colours" or "Woodgrains Authentic"			
	2.2	Customer side, stainless steel			
	2.3	Short side, Resopal, "Plain Colours" or "Woodgrains Authentic"	2.3.1 Left	2.3.2 Right	2.3.3 Left and right [2x]
	2.4	Short side, stainless steel	2.4.1 Left	2.4.2 Right	2.4.3 Left and right [2x]
Castor model	3.1	Castors with 125 mm dia., 4 steering castors, 2 of which have brakes, stainless steel			
Feet	3.2	Feet, stainless steel			
Skirting panels (only in conjunction with feet 3.2)	3.3	Long side, with cooling slits	3.3.1 Customer side	3.3.2 Operator side	3.3.3 Customer/operator side [2x]
	3.4	Short side, with cooling slits	3.4.1 Left	3.4.2 Right	3.4.3 Left and right [2x]
Socket outlets	4.1	Schuko socket outlet, 230 V, in the panel	4.1.1 Left	4.1.2 Centre	4.1.3 Right
	4.2	Schuko socket outlet 230 V, in the installation compartment for connecting further modules			
	4.3	CEE socket outlet 400 V, in the installation compartment for connecting further modules			
Door	4.4	Door, lockable (2 doors)	common locks	different locks	
Side shelf	4.5	Stainless steel, short side	4.5.1 Left	4.5.2 Right	4.5.3 Left and right [2x]
Middle shelf	4.6	Middle shelf, stainless steel, for model with open cabinet			
Connected load	4.7	400 V			
Pull-out bottle rack	4.8	Pull-out bottle rack, only in conjunction with refrigerated underframe			
Slatted shelf	4.9	4 pieces in set, stainless steel, for beverage servery counter			
Condensation-water evaporator	4.11	Electric condensation water evaporation (only in conjunction with convection-cooled cabinet compartment)			
Tray slide	5.1	Stainless-steel round tube	5.1.1 Customer side	5.1.2 Operator side	5.1.3. Customer/operator side [2x]
	5.2	Stainless-steel round tube, short side	5.2.1 Left	5.2.2 Right	5.2.3 Left and right [2x]
	5.3	Resopal, colour: "stone grey"	5.3.1 Customer side	5.3.2 Operator side	5.3.3 Customer/operator side [2x]
	5.4	Resopal, colour: "stone grey", short side	5.4.1 Left	5.4.2 Right	5.4.3 Left and right [2x]
Module connection	6.1	Module attachment set	6.1.1 Left	6.1.2 Right	6.1.3 Left and right [2x]
Glass attachment board	7.4	1-level, pulled down on customer side with pass-through (275 mm)			
	7.5	1-level, pulled down on customer side with pass-through (275 mm), with lighting			
	7.6	1-level, pulled down on both sides with pass-through (275 mm)			
	7.7	1-level, pulled down on both sides with pass-through (275 mm), with lighting			
	7.12	2-level, pulled down on customer side with pass-through at top and bottom (155 and 275 mm)			
	7.13	2-level, pulled down on customer side with pass-through at top and bottom (155 and 275 mm), with lighting			
Stainless-steel panel	8.1	For aluminium corner profile, customer side	8.1.1 Left	8.1.2 Right	8.1.3 Left and right [2x]
	8.2	For module connector, customer side, only in connection with module attachment set, only one panel required per module			

MANHATTAN convection-cooled servery counter MKU 3

- CNS top surface with edged, permanently integrated convection-cooling well with CFC-free insulation
- A large-area finned evaporator is located below the removable lay-in tray, which can be folded up for easy cleaning
- Capacity: 3 x GN 1/1, max. depth: 200 mm
- Temperature range: +2 °C bis +12 °C at an ambient temperature of +25 °C, set to +7 °C at factory
- Refrigerant: R 134 a, CFC-free
- Castors with 125 mm dia., 4 steering castors, 2 of which have brakes, galvanised steel
- For customer and short-side panelling, see Options
- Compliant with DIN 18865

Model	Designation	Dimensions L x W x H (mm)	Connected load	Order No.
MANHATTAN MKU 3	<p>Convection-cooled servery counter with active convection cooling</p> <p>Underframe closed</p>	1200 x 820 x 900	230 V Schuko plug	573 367

Options for MANHATTAN convection-cooled servery counter MKU 3

Designation	Model			
Top surfaces	1.1 Granite, Group I (Bianco Sardo, Rosa Beta)			
	1.2 Granite, Group II (Baltic Brown, Nero Impala, Pedras Salgadas)			
	1.3 Granite, Group III (Labrador Blue Pearl, Labrador Emerald Pearl, Nero Assoluto)			
Panelling	2.1 Customer side, Resopal, "Plain Colours" or "Woodgrains Authentic"			
	2.2 Customer side, stainless steel			
	2.3 Short side, Resopal, "Plain Colours" or "Woodgrains Authentic"	2.3.1 Left	2.3.2 Right	2.3.3 Left and right [2x]
	2.4 Short side, stainless steel	2.4.1 Left	2.4.2 Right	2.4.3 Left and right [2x]
Castor model	3.1 Castors with 125 mm dia., 4 steering castors, 2 of which have brakes, stainless steel			
Feet	3.2 Feet, stainless steel			
Skirting panels (only in conjunction with feet 3.2)	3.3 Long side	3.3.1 Customer side	3.3.2 Operator side	3.3.3 Customer/operator side [2x]
	3.4 Short side	3.4.1 Left	3.4.2 Right	3.4.3 Left and right [2x]
Socket outlets	4.1 Schuko socket outlet, 230 V, in the panel	4.1.1 Left	4.1.2 Centre	4.1.3 Right
	4.2 Schuko socket outlet 230 V, in the installation compartment for connecting further modules			
	4.3 CEE socket outlet 400 V, in the installation compartment for connecting further modules			
Side shelf	4.5 Stainless steel, short side	4.5.1 Left	4.5.2 Right	4.5.3 Left and right [2x]
Connected load	4.7 400 V			
Tray slide	5.1 Stainless-steel round tube	5.1.1 Customer side	5.1.2 Operator side	5.1.3. Customer/operator side [2x]
	5.2 Stainless-steel round tube, short side	5.2.1 Left	5.2.2 Right	5.2.3 Left and right [2x]
	5.3 Resopal, colour: "stone grey"	5.3.1 Customer side	5.3.2 Operator side	5.3.3 Customer/operator side [2x]
	5.4 Resopal, colour: "stone grey", short side	5.4.1 Left	5.4.2 Right	5.4.3 Left and right [2x]
Module connection	6.1 Module attachment set	6.1.1 Left	6.1.2 Right	6.1.3 Left and right [2x]
Glass attachment board	7.4 1-level, pulled down on customer side with pass-through (275 mm)			
	7.5 1-level, pulled down on customer side with pass-through (275 mm), with lighting			
	7.6 1-level, pulled down on both sides with pass-through (275 mm)			
	7.7 1-level, pulled down on both sides with pass-through (275 mm), with lighting			
	7.12 2-level, pulled down on customer side with pass-through at top and bottom (155 and 275 mm)			
	7.13 2-level, pulled down on customer side with pass-through at top and bottom (155 and 275 mm), with lighting			
Stainless-steel panel	8.1 For aluminium corner profile, customer side	8.1.1 Left	8.1.2 Right	8.1.3 Left and right [2x]
	8.2 For module connector, customer side, only in connection with module attachment set, only one panel required per module			

MANHATTAN convection-cooled servery counter MKU 4

- CNS top surface with edged, permanently integrated convection-cooling well with CFC-free insulation
- A large-area finned evaporator is located below the removable lay-in tray, which can be folded up for easy cleaning
- Capacity: 4 x GN 1/1, max. depth: 200 mm
- Temperature range: +2 °C bis +12 °C at an ambient temperature of +25 °C, set to +7 °C at factory
- Refrigerant: R 134 a, CFC-free
- Castors with 125 mm dia., 4 steering castors, 2 of which have brakes, galvanised steel
- For customer and short-side panelling, see Options
- Compliant with DIN 18865

Model	Designation	Dimensions L x W x H (mm)	Connected load	Order No.
MANHATTAN MKU 4	<p>Convection-cooled servery counter with active convection cooling</p> <p>Underframe closed</p>	1550 x 820 x 900	230 V Schuko plug	573 368

Options for MANHATTAN convection-cooled servery counter MKU 4

Designation	Model			
Top surfaces	1.1 Granite, Group I (Bianco Sardo, Rosa Beta)			
	1.2 Granite, Group II (Baltic Brown, Nero Impala, Pedras Salgadas)			
	1.3 Granite, Group III (Labrador Blue Pearl, Labrador Emerald Pearl, Nero Assoluto)			
Panelling	2.1 Customer side, Resopal, "Plain Colours" or "Woodgrains Authentic"			
	2.2 Customer side, stainless steel			
	2.3 Short side, Resopal, "Plain Colours" or "Woodgrains Authentic"	2.3.1 Left	2.3.2 Right	2.3.3 Left and right [2x]
	2.4 Short side, stainless steel	2.4.1 Left	2.4.2 Right	2.4.3 Left and right [2x]
Castor model	3.1 Castors with 125 mm dia., 4 steering castors, 2 of which have brakes, stainless steel			
Feet	3.2 Feet, stainless steel			
Skirting panels (only in conjunction with feet 3.2)	3.3 Long side	3.3.1 Customer side	3.3.2 Operator side	3.3.3 Customer/operator side [2x]
	3.4 Short side	3.4.1 Left	3.4.2 Right	3.4.3 Left and right [2x]
Socket outlets	4.1 Schuko socket outlet, 230 V, in the panel	4.1.1 Left	4.1.2 Centre	4.1.3 Right
	4.2 Schuko socket outlet 230 V, in the installation compartment for connecting further modules			
	4.3 CEE socket outlet 400 V, in the installation compartment for connecting further modules			
Side shelf	4.5 Stainless steel, short side	4.5.1 Left	4.5.2 Right	4.5.3 Left and right [2x]
Connected load	4.7 400 V			
Tray slide	5.1 Stainless-steel round tube	5.1.1 Customer side	5.1.2 Operator side	5.1.3. Customer/operator side [2x]
	5.2 Stainless-steel round tube, short side	5.2.1 Left	5.2.2 Right	5.2.3 Left and right [2x]
	5.3 Resopal, colour: "stone grey"	5.3.1 Customer side	5.3.2 Operator side	5.3.3 Customer/operator side [2x]
	5.4 Resopal, colour: "stone grey", short side	5.4.1 Left	5.4.2 Right	5.4.3 Left and right [2x]
Module connection	6.1 Module attachment set	6.1.1 Left	6.1.2 Right	6.1.3 Left and right [2x]
Glass attachment board	7.4 1-level, pulled down on customer side with pass-through (275 mm)			
	7.5 1-level, pulled down on customer side with pass-through (275 mm), with lighting			
	7.6 1-level, pulled down on both sides with pass-through (275 mm)			
	7.7 1-level, pulled down on both sides with pass-through (275 mm), with lighting			
	7.12 2-level, pulled down on customer side with pass-through at top and bottom (155 and 275 mm)			
	7.13 2-level, pulled down on customer side with pass-through at top and bottom (155 and 275 mm), with lighting			
Stainless-steel panel	8.1 For aluminium corner profile, customer side	8.1.1 Left	8.1.2 Right	8.1.3 Left and right [2x]
	8.2 For module connector, customer side, only in connection with module attachment set, only one panel required per module			

MANHATTAN plain servery counter MNE 3

- CNS top surface
- Castors with 125 mm dia., 4 steering castors, 2 of which have brakes, galvanised steel
- For customer and short-side panelling, see Options
- Compliant with DIN 18865



Model	Designation	Dimensions L x W x H (mm)	Order No.
MANHATTAN MNE 3	<p>Plain servery counter</p> <p>Cabinet compartment open on operator side with 4 pairs each of deep-drawn support ledges for middle shelves (see Options), Spacing: 75 mm</p>	1200 x 700 x 900	566 596
MANHATTAN MNE 3	<p>Plain servery counter</p> <p>2 cabinet compartments closed on operator side sides with 4 pairs each of deep-drawn support ledges, Spacing: 75 mm, each for GN 1/1, 2 double-walled hinged doors</p>	1200 x 700 x 900	566 597

Options for MANHATTAN plain servery counter MNE 3

Designation	Model			
Top surfaces	1.1 Granite, Group I (Bianco Sardo, Rosa Beta)			
	1.2 Granite, Group II (Baltic Brown, Nero Impala, Pedras Salgadas)			
	1.3 Granite, Group III (Labrador Blue Pearl, Labrador Emerald Pearl, Nero Assoluto)			
Panelling	2.1 Customer side, Resopal, "Plain Colours" or "Woodgrains Authentic"			
	2.2 Customer side, stainless steel			
	2.3 Short side, Resopal, "Plain Colours" or "Woodgrains Authentic"	2.3.1 Left	2.3.2 Right	2.3.3 Left and right [2x]
	2.4 Short side, stainless steel	2.4.1 Left	2.4.2 Right	2.4.3 Left and right [2x]
Castor model	3.1 Castors with 125 mm dia., 4 steering castors, 2 of which have brakes, stainless steel			
Feet	3.2 Feet, stainless steel			
Skirting panels (only in conjunction with feet 3.2)	3.3 Long side	3.3.1 Customer side	3.3.2 Operator side	3.3.3 Customer/operator side [2x]
	3.4 Short side	3.4.1 Left	3.4.2 Right	3.4.3 Left and right [2x]
Socket outlets	4.1 Schuko socket outlet, 230 V, in the panel	4.1.1 Left	4.1.2 Centre	4.1.3 Right
	4.2 Schuko socket outlet 230 V, in the installation compartment for connecting further modules			
	4.3 CEE socket outlet 400 V, in the installation compartment for connecting further modules			
Door	4.4 Door, lockable (2 doors)	common locks	different locks	
Side shelf	4.5 Stainless steel, short side	4.5.1 Left	4.5.2 Right	4.5.3 Left and right [2x]
Middle shelf	4.6 Middle shelf, stainless steel, for model with open cabinet			
Connected load	4.7 400 V, required for glass attachment board with lighting			
	4.8 230 V, required for glass attachment board with lighting			
Tray slide	5.1 Stainless-steel round tube	5.1.1 Customer side	5.1.2 Operator side	5.1.3. Customer/operator side [2x]
	5.2 Stainless-steel round tube, short side	5.2.1 Left	5.2.2 Right	5.2.3 Left and right [2x]
	5.3 Resopal, colour: "stone grey"	5.3.1 Customer side	5.3.2 Operator side	5.3.3 Customer/operator side [2x]
	5.4 Resopal, colour: "stone grey", short side	5.4.1 Left	5.4.2 Right	5.4.3 Left and right [2x]
Module connection	6.1 Module attachment set	6.1.1 Left	6.1.2 Right	6.1.3 Left and right [2x]
Glass attachment board (* only in conjunction with electrical connection 4.7)	7.1 1-level, pulled down to top surface on customer side			
	7.2 1-level, pulled down to top surface on customer side, with lighting*			
	7.4 1-level, pulled down on customer side with pass-through (275 mm)			
	7.5 1-level, pulled down on customer side with pass-through (275 mm), with lighting*			
	7.6 1-level, pulled down on both sides with pass-through (275 mm)			
	7.7 1-level, pulled down on both sides with pass-through (275 mm), with lighting*			
	7.12 2-level, pulled down on customer side with pass-through at top and bottom (155 and 275 mm)			
	7.13 2-level, pulled down on customer side with pass-through at top and bottom (155 and 275 mm), with lighting*			
	Stainless-steel panel	8.1 For aluminium corner profile, customer side	8.1.1 Left	8.1.2 Right
8.2 For module connector, customer side, only in connection with module attachment set, only one panel required per module				

MANHATTAN plain servery counter MNE 4

- CNS top surface
- Castors with 125 mm dia., 4 steering castors, 2 of which have brakes, galvanised steel
- For customer and short-side panelling, see Options
- Compliant with DIN 18865



Model	Designation	Dimensions L x W x H (mm)	Order No.
MANHATTAN MNE 4	<p>Plain servery counter</p> <p>Cabinet compartment open on operator side with 4 pairs each of deep-drawn support ledges for middle shelves (see Options), Spacing: 75 mm</p>	1550 x 700 x 900	566 598
MANHATTAN MNE 4	<p>Plain servery counter</p> <p>3 cabinet compartments closed on operator side sides with 4 pairs each of deep-drawn support ledges, Spacing: 75 mm, each for GN 1/1, 3 double-walled hinged doors</p>	1550 x 700 x 900	566 599

Options for MANHATTAN plain servery counter MNE 4

Designation	Model			
Top surfaces	1.1 Granite, Group I (Bianco Sardo, Rosa Beta)			
	1.2 Granite, Group II (Baltic Brown, Nero Impala, Pedras Salgadas)			
	1.3 Granite, Group III (Labrador Blue Pearl, Labrador Emerald Pearl, Nero Assoluto)			
Panelling	2.1 Customer side, Resopal, "Plain Colours" or "Woodgrains Authentic"			
	2.2 Customer side, stainless steel			
	2.3 Short side, Resopal, "Plain Colours" or "Woodgrains Authentic"	2.3.1 Left	2.3.2 Right	2.3.3 Left and right [2x]
	2.4 Short side, stainless steel	2.4.1 Left	2.4.2 Right	2.4.3 Left and right [2x]
Castor model	3.1 Castors with 125 mm dia., 4 steering castors, 2 of which have brakes, stainless steel			
Feet	3.2 Feet, stainless steel			
Skirting panels (only in conjunction with feet 3.2)	3.3 Long side	3.3.1 Customer side	3.3.2 Operator side	3.3.3 Customer/operator side [2x]
	3.4 Short side	3.4.1 Left	3.4.2 Right	3.4.3 Left and right [2x]
Socket outlets	4.1 Schuko socket outlet, 230 V, in the panel	4.1.1 Left	4.1.2 Centre	4.1.3 Right
	4.2 Schuko socket outlet 230 V, in the installation compartment for connecting further modules			
	4.3 CEE socket outlet 400 V, in the installation compartment for connecting further modules			
Door	4.4 Door, lockable (3 doors)	common locks	different locks	
Side shelf	4.5 Stainless steel, short side	4.5.1 Left	4.5.2 Right	4.5.3 Left and right [2x]
Middle shelf	4.6 Middle shelf, stainless steel, for model with open cabinet			
Connected load	4.7 400 V, required for glass attachment board with lighting			
	4.8 230 V, required for glass attachment board with lighting			
Tray slide	5.1 Stainless-steel round tube	5.1.1 Customer side	5.1.2 Operator side	5.1.3. Customer/operator side [2x]
	5.2 Stainless-steel round tube, short side	5.2.1 Left	5.2.2 Right	5.2.3 Left and right [2x]
	5.3 Resopal, colour: "stone grey"	5.3.1 Customer side	5.3.2 Operator side	5.3.3 Customer/operator side [2x]
	5.4 Resopal, colour: "stone grey", short side	5.4.1 Left	5.4.2 Right	5.4.3 Left and right [2x]
Module connection	6.1 Module attachment set	6.1.1 Left	6.1.2 Right	6.1.3 Left and right [2x]
Glass attachment board (* only in conjunction with electrical connection 4.7)	7.1 1-level, pulled down to top surface on customer side			
	7.2 1-level, pulled down to top surface on customer side, with lighting*			
	7.4 1-level, pulled down on customer side with pass-through (275 mm)			
	7.5 1-level, pulled down on customer side with pass-through (275 mm), with lighting*			
	7.6 1-level, pulled down on both sides with pass-through (275 mm)			
	7.7 1-level, pulled down on both sides with pass-through (275 mm), with lighting*			
	7.12 2-level, pulled down on customer side with pass-through at top and bottom (155 and 275 mm)			
	7.13 2-level, pulled down on customer side with pass-through at top and bottom (155 and 275 mm), with lighting*			
Stainless-steel panel	8.1 For aluminium corner profile, customer side	8.1.1 Left	8.1.2 Right	8.1.3 Left and right [2x]
	8.2 For module connector, customer side, only in connection with module attachment set, only one panel required per module			

MANHATTAN plain servery counter MNE 5

- CNS top surface
- Castors with 125 mm dia., 4 steering castors, 2 of which have brakes, galvanised steel
- For customer and short-side panelling, see Options
- Compliant with DIN 18865



Model	Designation	Dimensions L x W x H (mm)	Order No.
MANHATTAN MNE 5	<p>Plain servery counter</p> <p>Cabinet compartment open on operator side with 4 pairs each of deep-drawn support ledges for middle shelves (see Options), Spacing: 75 mm</p>	1900 x 700 x 900	566 600
MANHATTAN MNE 5	<p>Plain servery counter</p> <p>3 cabinet compartments closed on operator side: 2 compartments with 4 pairs each of deep-drawn support ledges, Spacing: 75 mm, each for GN 1/1, 1 compartment with 4 pairs of deep-drawn support ledges for middle shelves, spacing: 75 mm, 4 double-walled hinged doors</p>	1900 x 700 x 900	566 601

Options for MANHATTAN plain servery counter MNE 5

Designation	Model			
Top surfaces	1.1 Granite, Group I (Bianco Sardo, Rosa Beta)			
	1.2 Granite, Group II (Baltic Brown, Nero Impala, Pedras Salgadas)			
	1.3 Granite, Group III (Labrador Blue Pearl, Labrador Emerald Pearl, Nero Assoluto)			
Panelling	2.1 Customer side, Resopal, "Plain Colours" or "Woodgrains Authentic"			
	2.2 Customer side, stainless steel			
	2.3 Short side, Resopal, "Plain Colours" or "Woodgrains Authentic"	2.3.1 Left	2.3.2 Right	2.3.3 Left and right [2x]
	2.4 Short side, stainless steel	2.4.1 Left	2.4.2 Right	2.4.3 Left and right [2x]
Castor model	3.1 Castors with 125 mm dia., 4 steering castors, 2 of which have brakes, stainless steel			
Feet	3.2 Feet, stainless steel			
Skirting panels (only in conjunction with feet 3.2)	3.3 Long side	3.3.1 Customer side	3.3.2 Operator side	3.3.3 Customer/operator side [2x]
	3.4 Short side	3.4.1 Left	3.4.2 Right	3.4.3 Left and right [2x]
Socket outlets	4.1 Schuko socket outlet, 230 V, in the panel	4.1.1 Left	4.1.2 Centre	4.1.3 Right
	4.2 Schuko socket outlet 230 V, in the installation compartment for connecting further modules			
	4.3 CEE socket outlet 400 V, in the installation compartment for connecting further modules			
Door	4.4 Door, lockable (4 doors)	common locks	different locks	
Side shelf	4.5 Stainless steel, short side	4.5.1 Left	4.5.2 Right	4.5.3 Left and right [2x]
Middle shelf	4.6 Middle shelf, stainless steel, for model with open cabinet			
Connected load	4.7 400 V, required for glass attachment board with lighting			
	4.8 230 V, required for glass attachment board with lighting			
Tray slide	5.1 Stainless-steel round tube	5.1.1 Customer side	5.1.2 Operator side	5.1.3. Customer/operator side [2x]
	5.2 Stainless-steel round tube, short side	5.2.1 Left	5.2.2 Right	5.2.3 Left and right [2x]
	5.3 Resopal, colour: "stone grey"	5.3.1 Customer side	5.3.2 Operator side	5.3.3 Customer/operator side [2x]
	5.4 Resopal, colour: "stone grey", short side	5.4.1 Left	5.4.2 Right	5.4.3 Left and right [2x]
Module connection	6.1 Module attachment set	6.1.1 Left	6.1.2 Right	6.1.3 Left and right [2x]
Glass attachment board (* only in conjunction with electrical connection 4.7)	7.1 1-level, pulled down to top surface on customer side			
	7.2 1-level, pulled down to top surface on customer side, with lighting*			
	7.4 1-level, pulled down on customer side with pass-through (275 mm)			
	7.5 1-level, pulled down on customer side with pass-through (275 mm), with lighting*			
	7.12 2-level, pulled down on customer side with pass-through at top and bottom (155 and 275 mm)			
	7.13 2-level, pulled down on customer side with pass-through at top and bottom (155 and 275 mm), with lighting*			
Stainless-steel panel	8.1 For aluminium corner profile, customer side	8.1.1 Left	8.1.2 Right	8.1.3 Left and right [2x]
	8.2 For module connector, customer side, only in connection with module attachment set, only one panel required per module			

MANHATTAN plain servery counter MNE V

- CNS top surface
- Installation only possible between 2 modules
- Castors with 125 mm dia., 4 steering castors, 2 of which have brakes, galvanised steel
- For customer and short-side panelling, see Options
- Compliant with DIN 18865



Model	Designation	Dimensions L x W x H (mm)	Order No.
MANHATTAN MNE V	<p>Plain servery counter</p> <p>Cabinet compartment open on operator side with 4 pairs each of deep-drawn support ledges for middle shelves (see Options), spacing: 75 mm</p>	800–1900 x 700 x 900	566 602

Options for MANHATTAN plain servery counter MNE V

Designation	Model			
Top surfaces	1.1 Granite, Group I (Bianco Sardo, Rosa Beta)			
	1.2 Granite, Group II (Baltic Brown, Nero Impala, Pedras Salgadas)			
	1.3 Granite, Group III (Labrador Blue Pearl, Labrador Emerald Pearl, Nero Assoluto)			
Panelling	2.1 Customer side, Resopal, "Plain Colours" or "Woodgrains Authentic"			
	2.2 Customer side, stainless steel			
	2.3 Short side, Resopal, "Plain Colours" or "Woodgrains Authentic"	2.3.1 Left	2.3.2 Right	2.3.3 Left and right [2x]
	2.4 Short side, stainless steel	2.4.1 Left	2.4.2 Right	2.4.3 Left and right [2x]
Castor model	3.1 Castors with 125 mm dia., 4 steering castors, 2 of which have brakes, stainless steel			
Feet	3.2 Feet, stainless steel			
Skirting panels (only in conjunction with feet 3.2)	3.3 Long side	3.3.1 Customer side	3.3.2 Operator side	3.3.3 Customer/operator side [2x]
	3.4 Short side	3.4.1 Left	3.4.2 Right	3.4.3 Left and right [2x]
Socket outlets	4.1 Schuko socket outlet, 230 V, in the panel	4.1.1 Left	4.1.2 Centre	4.1.3 Right
	4.2 Schuko socket outlet 230 V, in the installation compartment for connecting further modules			
	4.3 CEE socket outlet 400 V, in the installation compartment for connecting further modules			
Side shelf	4.5 Stainless steel, short side	4.5.1 Left	4.5.2 Right	4.5.3 Left and right [2x]
Middle shelf	4.6 Middle shelf, stainless steel, for model with open cabinet			
Connected load	4.7 400 V			
	4.8 230 V			
Tray slide	5.1 Stainless-steel round tube	5.1.1 Customer side	5.1.2 Operator side	5.1.3. Customer/operator side [2x]
	5.2 Stainless-steel round tube, short side	5.2.1 Left	5.2.2 Right	5.2.3 Left and right [2x]
	5.3 Resopal, colour: "stone grey"	5.3.1 Customer side	5.3.2 Operator side	5.3.3 Customer/operator side [2x]
	5.4 Resopal, colour: "stone grey", short side	5.4.1 Left	5.4.2 Right	5.4.3 Left and right [2x]
Module connection	6.1 Module attachment set	6.1.1 Left	6.1.2 Right	6.1.3 Left and right [2x]
Glass attachment board	7.4 1-level, pulled down on customer side with pass-through (275 mm)			
	7.12 2-level, pulled down on customer side with pass-through at top and bottom (155 and 275 mm)			
Stainless-steel panel	8.1 For aluminium corner profile, customer side	8.1.1 Left	8.1.2 Right	8.1.3 Left and right [2x]
	8.2 For module connector, customer side, only in connection with module attachment set, only one panel required per module			

MANHATTAN PRE-MIX/POST-MIX Module MPP 3

- CNS top surface
- Closed on operator side
- Castors with 125 mm dia., 4 steering castors, 2 of which have brakes, galvanised steel
- For customer and short-side panelling, see Options
- Compliant with DIN 18865



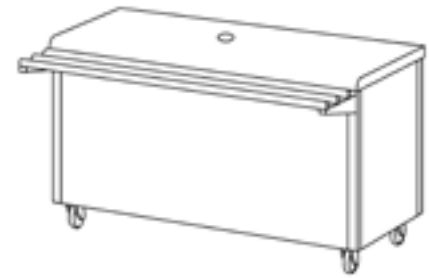
Model	Designation	Dimensions L x W x H (mm)	Order No.
MANHATTAN MPP 3	PRE-MIX/POST-MIX module with roll-in niche (917 x 475 x 800 mm) for rolling in beverage containers, 2 hinged doors	1200 x 700 x 900	566 896

Options for MANHATTAN PRE-MIX/POST-MIX Module MPP 3

Designation	Model				
Top surfaces	1.1	Granite, Group I (Bianco Sardo, Rosa Beta)			
	1.2	Granite, Group II (Baltic Brown, Nero Impala, Pedras Salgadas)			
	1.3	Granite, Group III (Labrador Blue Pearl, Labrador Emerald Pearl, Nero Assoluto)			
Panelling	2.1	Customer side, Resopal, "Plain Colours" or "Woodgrains Authentic"			
	2.2	Customer side, stainless steel			
	2.3	Short side, Resopal, "Plain Colours" or "Woodgrains Authentic"	2.3.1 Left	2.3.2 Right	2.3.3 Left and right [2x]
	2.4	Short side, stainless steel	2.4.1 Left	2.4.2 Right	2.4.3 Left and right [2x]
Castor model	3.1	Castors with 125 mm dia., 4 steering castors, 2 of which have brakes, stainless steel			
	3.2	Feet, stainless steel			
Skirting panels (only in conjunction with feet 3.2)	3.3	Long side	3.3.1 Customer side	3.3.2 Operator side	3.3.3 Customer/operator side [2x]
	3.4	Short side	3.4.1 Left	3.4.2 Right	3.4.3 Left and right [2x]
Socket outlets	4.2	Schuko socket outlet 230 V, in the installation compartment for connecting further modules			
	4.3	CEE socket outlet 400 V, in the installation compartment for connecting further modules			
Side shelf	4.5	Stainless steel, short side	4.5.1 Left	4.5.2 Right	4.5.3 Left and right [2x]
	4.7	400 V			
Connected load	4.8	230 V			
	Tray slide	5.1	Stainless-steel round tube	5.1.1 Customer side	5.1.2 Operator side
5.2		Stainless-steel round tube, short side	5.2.1 Left	5.2.2 Right	5.2.3 Left and right [2x]
5.3		Resopal, colour: "stone grey"	5.3.1 Customer side	5.3.2 Operator side	5.3.3 Customer/operator side [2x]
5.4		Resopal, colour: "stone grey", short side	5.4.1 Left	5.4.2 Right	5.4.3 Left and right [2x]
Module connection	6.1	Module attachment set	6.1.1 Left	6.1.2 Right	6.1.3 Left and right [2x]
	Stainless-steel panel	8.1	For aluminium corner profile, customer side	8.1.1 Left	8.1.2 Right
8.2		For module connector, customer side, only in connection with module attachment set, Only one panel required per module			
Cable opening	10.1	For CNS top surface, in middle			

MANHATTAN PRE-MIX/POST-MIX Module MPP 4

- CNS top surface
- Closed on operator side
- Castors with 125 mm dia., 4 steering castors, 2 of which have brakes, galvanised steel
- For customer and short-side panelling, see Options
- Compliant with DIN 18865



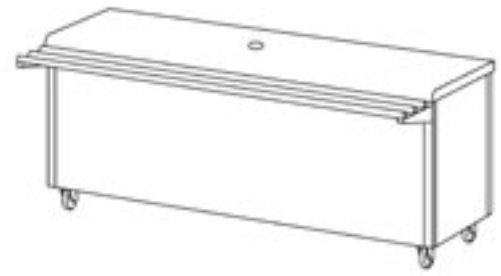
Model	Designation	Dimensions L x W x H (mm)	Order No.
MANHATTAN MPP 4	PRE-MIX/POST-MIX module with roll-in niche (1267 x 475 x 800 mm) for rolling in beverage containers, 2 hinged doors	1550 x 700 x 900	566 897

Options for MANHATTAN PRE-MIX/POST-MIX Module MPP 4

Designation	Model				
Top surfaces	1.1	Granite, Group I (Bianco Sardo, Rosa Beta)			
	1.2	Granite, Group II (Baltic Brown, Nero Impala, Pedras Salgadas)			
	1.3	Granite, Group III (Labrador Blue Pearl, Labrador Emerald Pearl, Nero Assoluto)			
Panelling	2.1	Customer side, Resopal, "Plain Colours" or "Woodgrains Authentic"			
	2.2	Customer side, stainless steel			
	2.3	Short side, Resopal, "Plain Colours" or "Woodgrains Authentic"	2.3.1 Left	2.3.2 Right	2.3.3 Left and right [2x]
	2.4	Short side, stainless steel	2.4.1 Left	2.4.2 Right	2.4.3 Left and right [2x]
Castor model	3.1	Castors with 125 mm dia., 4 steering castors, 2 of which have brakes, stainless steel			
Feet	3.2	Feet, stainless steel			
Skirting panels (only in conjunction with feet 3.2)	3.3	Long side	3.3.1 Customer side	3.3.2 Operator side	3.3.3 Customer/operator side [2x]
	3.4	Short side	3.4.1 Left	3.4.2 Right	3.4.3 Left and right [2x]
Socket outlets	4.2	Schuko socket outlet 230 V, in the installation compartment for connecting further modules			
	4.3	CEE socket outlet 400 V, in the installation compartment for connecting further modules			
Side shelf	4.5	Stainless steel, short side	4.5.1 Left	4.5.2 Right	4.5.3 Left and right [2x]
Connected load	4.7	400 V			
	4.8	230 V			
Tray slide	5.1	Stainless-steel round tube	5.1.1 Customer side	5.1.2 Operator side	5.1.3. Customer/operator side [2x]
	5.2	Stainless-steel round tube, short side	5.2.1 Left	5.2.2 Right	5.2.3 Left and right [2x]
	5.3	Resopal, colour: "stone grey"	5.3.1 Customer side	5.3.2 Operator side	5.3.3 Customer/operator side [2x]
	5.4	Resopal, colour: "stone grey", short side	5.4.1 Left	5.4.2 Right	5.4.3 Left and right [2x]
Module connection	6.1	Module attachment set	6.1.1 Left	6.1.2 Right	6.1.3 Left and right [2x]
Stainless-steel panel	8.1	For aluminium corner profile, customer side	8.1.1 Left	8.1.2 Right	8.1.3 Left and right [2x]
	8.2	For module connector, customer side, only in connection with module attachment set, only one panel required per module			
Cable opening	10.1	For CNS top surface, in middle			

MANHATTAN PRE-MIX/POST-MIX Module MPP 5

- CNS top surface
- Closed on operator side
- Castors with 125 mm dia., 4 steering castors, 2 of which have brakes, galvanised steel
- For customer and short-side panelling, see Options



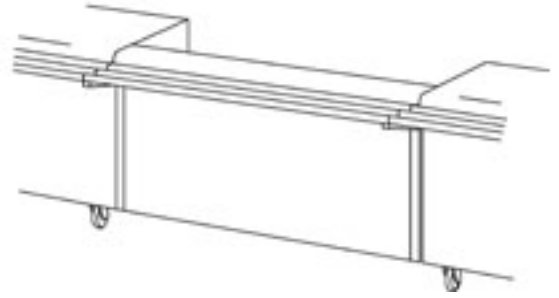
Model	Designation	Dimensions L x W x H (mm)	Order No.
MANHATTAN MPP 5	PRE-MIX/POST-MIX module with roll-in niche (1617 x 475 x 800 mm) for rolling in beverage containers, 2 hinged doors	1900 x 700 x 900	566 898

Options for MANHATTAN PRE-MIX/POST-MIX Module MPP 5

Designation	Model			
Top surfaces	1.1 Granite, Group I (Bianco Sardo, Rosa Beta)			
	1.2 Granite, Group II (Baltic Brown, Nero Impala, Pedras Salgadas)			
	1.3 Granite, Group III (Labrador Blue Pearl, Labrador Emerald Pearl, Nero Assoluto)			
Panelling	2.1 Customer side, Resopal, "Plain Colours" or "Woodgrains Authentic"			
	2.2 Customer side, stainless steel			
	2.3 Short side, Resopal, "Plain Colours" or "Woodgrains Authentic"	2.3.1 Left	2.3.2 Right	2.3.3 Left and right [2x]
	2.4 Short side, stainless steel	2.4.1 Left	2.4.2 Right	2.4.3 Left and right [2x]
Castor model	3.1 Castors with 125 mm dia., 4 steering castors, 2 of which have brakes, stainless steel			
Feet	3.2 Feet, stainless steel			
Skirting panels (only in conjunction with feet 3.2)	3.3 Long side	3.3.1 Customer side	3.3.2 Operator side	3.3.3 Customer/operator side [2x]
	3.4 Short side	3.4.1 Left	3.4.2 Right	3.4.3 Left and right [2x]
Socket outlets	4.2 Schuko socket outlet 230 V, in the installation compartment for connecting further modules			
	4.3 CEE socket outlet 400 V, in the installation compartment for connecting further modules			
Side shelf	4.5 Stainless steel, short side	4.5.1 Left	4.5.2 Right	4.5.3 Left and right [2x]
Connected load	4.7 400 V			
	4.8 230 V			
Tray slide	5.1 Stainless-steel round tube	5.1.1 Customer side	5.1.2 Operator side	5.1.3. Customer/operator side [2x]
	5.2 Stainless-steel round tube, short side	5.2.1 Left	5.2.2 Right	5.2.3 Left and right [2x]
	5.3 Resopal, colour: "stone grey"	5.3.1 Customer side	5.3.2 Operator side	5.3.3 Customer/operator side [2x]
	5.4 Resopal, colour: "stone grey", short side	5.4.1 Left	5.4.2 Right	5.4.3 Left and right [2x]
Module connection	6.1 Module attachment set	6.1.1 Left	6.1.2 Right	6.1.3 Left and right [2x]
Stainless-steel panel	8.1 For aluminium corner profile, customer side	8.1.1 Left	8.1.2 Right	8.1.3 Left and right [2x]
	8.2 For module connector, customer side, only in connection with module attachment set, only one panel required per module			
Cable opening	10.1 For CNS top surface, in middle			

MANHATTAN roll-in counter MEN V

- CNS top surface
- For customer and short-side panelling, see Options
- Compliant with DIN 18865



Model	Designation	Dimensions L x W x H (mm)	Order No.
MANHATTAN MEN V	Roll-in counter Roll-in niche (500 to 1550 x 500 mm) for rolling in dispensers, installation of module only possible between two modules (except corner modules)	500–1500 x 200 x 900	566 899

Options for MANHATTAN MEN V roll-in counter

Designation	Model				
Top surfaces	1.1	Granite, Group I (Bianco Sardo, Rosa Beta)			
	1.2	Granite, Group II (Baltic Brown, Nero Impala, Pedras Salgadas)			
	1.3	Granite, Group III (Labrador Blue Pearl, Labrador Emerald Pearl, Nero Assoluto)			
Panelling	2.1	Customer side, Resopal, "Plain Colours" or "Woodgrains Authentic"			
	2.2	Customer side, stainless steel			
Skirting panels	3.3	Long side	3.3.1 Customer side	3.3.2 Operator side	3.3.3 Customer/operator side [2x]
	5.1	Stainless-steel round tube	5.1.1 Customer side		
		Resopal, colour: "stone grey"	5.3.1 Customer side		
Module connection	6.1	Module attachment set	6.1.1 Left	6.1.2 Right	6.1.3 Left and right [2x]
	8.1	For aluminium corner profile, customer side	8.1.1 Left	8.1.2 Right	8.1.3 Left and right [2x]
		8.2 For module connector, customer side, only in connection with module attachment set, only one panel required per module			

MANHATTAN servery counter MAN 3

- CNS top surface
- One 230 V Schuko socket outlet each at right on operator side, e.g. for connecting a plate dispenser
- Castors with 125 mm dia., 4 steering castors, 2 of which have brakes, galvanised steel
- For customer and short-side panelling, see Options



Model	Designation	Dimensions L x W x H (mm)	Connected load	Order No.
MANHATTAN MAN 3	<p>Servery counter</p> <p>Roll-in niche (950 x 500 mm) with CNS panel, 2 230 V Schuko socket outlets at a height of 800 mm</p> <p>e.g. for SAW-L 2, SAW 2 or 2 BLANCOTHERM (in conjunction with 1 x ROLA 13)</p>	1200 x 700 x 900	400 V CEE plug	566 619

Options for MANHATTAN servery counter MAN 3

Designation	Model			
Top surfaces	1.1 Granite, Group I (Bianco Sardo, Rosa Beta)			
	1.2 Granite, Group II (Baltic Brown, Nero Impala, Pedras Salgadas)			
	1.3 Granite, Group III (Labrador Blue Pearl, Labrador Emerald Pearl, Nero Assoluto)			
Panelling	2.1 Customer side, Resopal, "Plain Colours" or "Woodgrains Authentic"			
	2.2 Customer side, stainless steel			
	2.3 Short side, Resopal, "Plain Colours" or "Woodgrains Authentic"	2.3.1 Left	2.3.2 Right	2.3.3 Left and right [2x]
	2.4 Short side, stainless steel	2.4.1 Left	2.4.2 Right	2.4.3 Left and right [2x]
Castor model	3.1 Castors with 125 mm dia., 4 steering castors, 2 of which have brakes, stainless steel			
Feet	3.2 Feet, stainless steel			
Skirting panels (only in conjunction with feet 3.2)	3.3 Long side	3.3.1 Customer side		
		3.3.2 Operator side		
		3.3.3 Customer and operator side		
	3.4 Short side	3.4.1 Left	3.4.2 Right	3.4.3 Left and right [2x]
Socket outlets	4.2 Schuko 230 V socket outlet, behind customer-side panelling for connecting further modules			
	4.3 CEE 400 V socket outlet, behind customer-side panelling for connecting further modules			
Side shelf	4.5 Stainless steel, short side	4.5.1 Left	4.5.2 Right	4.5.3 Left and right [2x]
Tray slide	5.1 Stainless-steel round tube	5.1.1 Customer side		
	5.2 Stainless-steel round tube, short side	5.2.1 Left	5.2.2 Right	5.2.3 Left and right [2x]
	5.3 Resopal, colour: "stone grey"	5.3.1 Customer side		
	5.4 Resopal, colour: "stone grey", short side	5.4.1 Left	5.4.2 Right	5.4.3 Left and right [2x]
Module connection	6.1 Module attachment set	6.1.1 Left	6.1.2 Right	6.1.3 Left and right [2x]
Glass attachment board	7.1 1-level, pulled down to top surface on customer side			
	7.2 1-level, pulled down to top surface on customer side, with lighting			
	7.3 1-level, pulled down to top surface on customer side, with lighting and heat radiator			
	7.9 2-level, pulled down on customer side, at bottom: down to top surface, at top: with pass-through (155 mm)			
	7.10 2-level, pulled down on customer side, at bottom: down to top surface, at top: with pass-through (155 mm), with lighting			
	7.11 2-level, pulled down on customer side, at bottom: down to top surface, at top: with pass-through (155 mm), with lighting and heat radiators			
Stainless-steel panel	8.1 For aluminium corner profile, customer side	8.1.1 Left	8.1.2 Right	8.1.3 Left and right [2x]
	8.2 For module connector, customer side, only in connection with module attachment set, only one panel required per module			

MANHATTAN servery counter MAN 4

- CNS top surface
- One 230 V Schuko socket outlet each at right on operator side, e.g. for connecting a plate dispenser
- Castors with 125 mm dia., 4 steering castors, 2 of which have brakes, galvanised steel
- For customer and short-side panelling, see Options



Model	Designation	Dimensions L x W x H (mm)	Connected load	Order No.
MANHATTAN MAN 4	<p>Servery counter</p> <p>Roll-in niche (1300 x 500 mm) with CNS panel, 2 230 V Schuko socket outlets at a height of 800 mm</p> <p>e.g. for SAW-L 3, SAW 3 or 3 BLANCOTHERM (in conjunction with 1 x ROLA 13)</p>	1550 x 700 x 900	400 V CEE plug	566 620

Options for MANHATTAN servery counter MAN 4

Designation	Model			
Top surfaces	1.1 Granite, Group I (Bianco Sardo, Rosa Beta)			
	1.2 Granite, Group II (Baltic Brown, Nero Impala, Pedras Salgadas)			
	1.3 Granite, Group III (Labrador Blue Pearl, Labrador Emerald Pearl, Nero Assoluto)			
Panelling	2.1 Customer side, Resopal, "Plain Colours" or "Woodgrains Authentic"			
	2.2 Customer side, stainless steel			
	2.3 Short side, Resopal, "Plain Colours" or "Woodgrains Authentic"	2.3.1 Left	2.3.2 Right	2.3.3 Left and right [2x]
	2.4 Short side, stainless steel	2.4.1 Left	2.4.2 Right	2.4.3 Left and right [2x]
Castor model	3.1 Castors with 125 mm dia., 4 steering castors, 2 of which have brakes, stainless steel			
Feet	3.2 Feet, stainless steel			
Skirting panels (only in conjunction with feet 3.2)	3.3 Long side	3.3.1 Customer side		
		3.3.2 Operator side		
		3.3.3 Customer and operator side		
	3.4 Short side	3.4.1 Left	3.4.2 Right	3.4.3 Left and right [2x]
Socket outlets	4.2 Schuko socket outlet 230 V, in the installation compartment for connecting further modules			
	4.3 CEE socket outlet 400 V, in the installation compartment for connecting further modules			
Side shelf	4.5 Stainless steel, short side	4.5.1 Left	4.5.2 Right	4.5.3 Left and right [2x]
Tray slide	5.1 Stainless-steel round tube	5.1.1 Customer side		
	5.2 Stainless-steel round tube, short side	5.2.1 Left	5.2.2 Right	5.2.3 Left and right [2x]
	5.3 Resopal, colour: "stone grey"	5.3.1 Customer side		
	5.4 Resopal, colour: "stone grey", short side	5.4.1 Left	5.4.2 Right	5.4.3 Left and right [2x]
Module connection	6.1 Module attachment set	6.1.1 Left	6.1.2 Right	6.1.3 Left and right [2x]
Glass attachment board	7.1 1-level, pulled down to top surface on customer side			
	7.2 1-level, pulled down to top surface on customer side, with lighting			
	7.3 1-level, pulled down to top surface on customer side, with lighting and heat radiator			
	7.9 2-level, pulled down on customer side, at bottom: down to top surface, at top: with pass-through (155 mm)			
	7.10 2-level, pulled down on customer side, at bottom: down to top surface, at top: with pass-through (155 mm), with lighting			
	7.11 2-level, pulled down on customer side, at bottom: down to top surface, at top: with pass-through (155 mm), with lighting and heat radiators			
Stainless-steel panel	8.1 For aluminium corner profile, customer side	8.1.1 Left	8.1.2 Right	8.1.3 Left and right [2x]
	8.2 For module connector, customer side, only in connection with module attachment set, only one panel required per module			

MANHATTAN servery counter MAN 5

- CNS top surface
- One 230 V Schuko socket outlet each at right on operator side, e.g. for connecting a plate dispenser
- Castors with 125 mm dia., 4 steering castors, 2 of which have brakes, galvanised steel
- For customer and short-side panelling, see Options



Model	Designation	Dimensions L x W x H (mm)	Connected load	Order No.
MANHATTAN MAN 5	<p>Servery counter</p> <p>Roll-in niche (1650 x 500 mm) with CNS panel, 2 230 V Schuko socket outlets at a height of 800 mm</p> <p>e.g. for 1 SAW 4 or 3 BLANCOTHERM (in conjunction with 1 x ROLA 13)</p>	1900 x 700 x 900	400 V CEE plug	566 621

Options for MANHATTAN servery counter MAN 5

Designation	Model			
Top surfaces	1.1 Granite, Group I (Bianco Sardo, Rosa Beta)			
	1.2 Granite, Group II (Baltic Brown, Nero Impala, Pedras Salgadas)			
	1.3 Granite, Group III (Labrador Blue Pearl, Labrador Emerald Pearl, Nero Assoluto)			
Panelling	2.1 Customer side, Resopal, "Plain Colours" or "Woodgrains Authentic"			
	2.2 Customer side, stainless steel			
	2.3 Short side, Resopal, "Plain Colours" or "Woodgrains Authentic"	2.3.1 Left	2.3.2 Right	2.3.3 Left and right [2x]
	2.4 Short side, stainless steel	2.4.1 Left	2.4.2 Right	2.4.3 Left and right [2x]
Castor model	3.1 Castors with 125 mm dia., 4 steering castors, 2 of which have brakes, stainless steel			
Feet	3.2 Feet, stainless steel			
Skirting panels (only in conjunction with feet 3.2)	3.3 Long side	3.3.1 Customer side		
		3.3.2 Operator side		
		3.3.3 Customer and operator side		
	3.4 Short side	3.4.1 Left	3.4.2 Right	3.4.3 Left and right [2x]
	4.2 Schuko socket outlet 230 V, in the installation compartment for connecting further modules			
	4.3 CEE socket outlet 400 V, in the installation compartment for connecting further modules			
Side shelf	4.5 Stainless steel, short side	4.5.1 Left	4.5.2 Right	4.5.3 Left and right [2x]
Tray slide	5.1 Stainless-steel round tube	5.1.1 Customer side		
	5.2 Stainless-steel round tube, short side	5.2.1 Left	5.2.2 Right	5.2.3 Left and right [2x]
	5.3 Resopal, colour: "stone grey"	5.3.1 Customer side		
	5.4 Resopal, colour: "stone grey", short side	5.4.1 Left	5.4.2 Right	5.4.3 Left and right [2x]
Module connection	6.1 Module attachment set	6.1.1 Left	6.1.2 Right	6.1.3 Left and right [2x]
Glass attachment board	7.1 1-level, pulled down to top surface on customer side			
	7.2 1-level, pulled down to top surface on customer side, with lighting			
	7.3 1-level, pulled down to top surface on customer side, with lighting and heat radiator			
	7.9 2-level, pulled down on customer side, at bottom: down to top surface, at top: with pass-through (155 mm)			
	7.10 2-level, pulled down on customer side, at bottom: down to top surface, at top: with pass-through (155 mm), with lighting			
	7.11 2-level, pulled down on customer side, at bottom: down to top surface, at top: with pass-through (155 mm), with lighting and heat radiators			
Stainless-steel panel	8.1 For aluminium corner profile, customer side	8.1.1 Left	8.1.2 Right	8.1.3 Left and right [2x]
	8.2 For module connector, customer side, only in connection with module attachment set, only one panel required per module			

MANHATTAN showcase, refrigerated MVK 4

- Convection-cooled showcase with CNS bottom
- 3 levels, capacity per level: 3 x GN 1/1
- 9 removal doors with grip rails on customer side, 2 sliding doors on operator side
- Integrated cold light strip for illuminating food
- Temperature range of showcase: +4 °C to +12 °C, set to +7 °C at the factory
- Refrigerant: R 134 a, CFC-free
- Incl. electric condensed water evaporation
- Castors with 125 mm dia., 4 steering castors, 2 of which have brakes, galvanised steel
- For customer and short-side panelling, see Options



Model	Designation	Dimensions L x W x H (mm)	Connected load	Order No.
MANHATTAN MVK 4	<p>Showcase, refrigerated</p> <p>Cabinet compartment open on operator side with 4 pairs each of deep-drawn support ledges for middle shelves (see Options), spacing: 75 mm</p>	<p>1550 x 700 x 900 (underframe)</p> <p>1550 x 700 x 680 (showcase)</p>	230 V Schuko plug	566 624
MANHATTAN MVK 4	<p>Showcase, refrigerated</p> <p>2 cabinet compartments closed on operator side, with 4 pairs each of deep-drawn support ledges, spacing: 75 mm, each for GN 1/1, 2 double-walled hinged doors</p>	<p>1550 x 700 x 900 (underframe)</p> <p>1550 x 700 x 680 (showcase)</p>	230 V Schuko plug	566 625
MANHATTAN MVK 4	<p>Showcase, refrigerated</p> <p>2 cabinet compartments closed, convection-cooled and insulated on operator side, with 4 pairs each of support ledges, spacing: 75 mm, each for GN 1/1, 2 double-walled hinged doors</p>	<p>1550 x 700 x 900 (underframe)</p> <p>1550 x 700 x 680 (showcase)</p>	230 V Schuko plug	566 626

Options for MANHATTAN showcase, refrigerated MVK 4

Designation	Model			
Top surfaces	1.1 Granite, Group I (Bianco Sardo, Rosa Beta)			
	1.2 Granite, Group II (Baltic Brown, Nero Impala, Pedras Salgadas)			
	1.3 Granite, Group III (Labrador Blue Pearl, Labrador Emerald Pearl, Nero Assoluto)			
Panelling	2.1 Customer side, Resopal, "Plain Colours" or "Woodgrains Authentic"			
	2.2 Customer side, stainless steel			
	2.3 Short side, Resopal, "Plain Colours" or "Woodgrains Authentic"	2.3.1 Left	2.3.2 Right	2.3.3 Left and right [2x]
	2.4 Short side, stainless steel	2.4.1 Left	2.4.2 Right	2.4.3 Left and right [2x]
Castor model	3.1 Castors with 125 mm dia., 4 steering castors, 2 of which have brakes, stainless steel			
Feet	3.2 Feet, stainless steel			
Skirting panels (only in conjunction with feet 3.2)	3.3 Long side, with cooling slits	3.3.1 Customer side	3.3.2 Operator side	3.3.3 Customer/operator side [2x]
	3.4 Short side, with cooling slits	3.4.1 Left	3.4.2 Right	3.4.3 Left and right [2x]
Socket outlets	4.1 Schuko socket outlet, 230 V, in the panel	4.1.1 Left	4.1.2 Centre	4.1.3 Right
	4.2 Schuko socket outlet 230 V, in the installation compartment for connecting further modules			
	4.3 CEE socket outlet 400 V, in the installation compartment for connecting further modules			
Door	4.4 Door, lockable (2 doors)	common locks	different locks	
Side shelf	4.5 Stainless steel, short side	4.5.1 Left	4.5.2 Right	4.5.3 Left and right [2x]
Middle shelf	4.6 Middle shelf, stainless steel, for model with open cabinet			
Connected load	4.7 400 V			
Pull-out bottle rack	4.8 Pull-out bottle rack			
Tray slide	5.1 Stainless-steel round tube	5.1.1 Customer side	5.1.2 Operator side	5.1.3. Customer/operator side [2x]
	5.2 Stainless-steel round tube, short side	5.2.1 Left	5.2.2 Right	5.2.3 Left and right [2x]
	5.3 Resopal, colour: "stone grey"	5.3.1 Customer side	5.3.2 Operator side	5.3.3 Customer/operator side [2x]
	5.4 Resopal, colour: "stone grey", short side	5.4.1 Left	5.4.2 Right	5.4.3 Left and right [2x]
Module connection	6.1 Module attachment set	6.1.1 Left	6.1.2 Right	6.1.3 Left and right [2x]
Stainless-steel panel	8.1 For aluminium corner profile, customer side	8.1.1 Left	8.1.2 Right	8.1.3 Left and right [2x]
	8.2 For module connector, customer side, only in connection with module attachment set, only one panel required per module			

MANHATTAN stand showcase, refrigerated MVS 4

- Top surface made of CNS with seamlessly welded-in cooling tray and top-mounted, convection-cooled showcase
- Capacity of cooling tray: 3 x GN 1/1, max. depth: 150 mm
- Showcase: 2-level, capacity per level: 3 x GN 1/1, 6 removal doors with grip rails on customer side, 2 sliding doors on operator side, integrated cold light strip for illuminating food
- Pass-through height between top surface and showcase: 250 mm
- Cooling tray and showcase can be controlled separately
- Temperature range of showcase and cooling tray: +7 °C to +12 °C at an ambient temperature of +25 °C, set to +7 °C at factory
- Refrigerant: R 134 a, CFC-free
- Incl. electric condensed water evaporation
- Castors with 125 mm dia., 4 steering castors, 2 of which have brakes, galvanised steel
- For customer and short-side panelling, see Options



Model	Designation	Dimensions L x W x H (mm)	Connected load	Order No.
MANHATTAN MVS 4	Stand showcase, refrigerated Cabinet compartment open on operator side with 4 pairs each of deep-drawn support ledges for middle shelves (see Options), spacing: 75 mm	1550 x 700 x 900 (underframe) 1550 x 700 x 765 (showcase)	230 V Schuko plug	569 608
MANHATTAN MVS 4	Stand showcase, refrigerated 2 cabinet compartments closed on operator side with 4 pairs each of deep-drawn support ledges, spacing: 75 mm, each for GN 1/1, 2 double-walled hinged doors	1550 x 700 x 900 (underframe) 1550 x 700 x 765 (showcase)	230 V Schuko plug	569 609
MANHATTAN MVS 4	Stand showcase, refrigerated 2 cabinet compartments closed, convection-cooled and insulated on operator side with 4 pairs each of support ledges, spacing: 75 mm, each for GN 1/1, 2 double-walled hinged doors	1550 x 700 x 900 (underframe) 1550 x 700 x 765 (showcase)	230 V Schuko plug	569 610

Options for MANHATTAN stand showcase, refrigerated MVS 4

Designation	Model			
Top surfaces	1.1 Granite, Group I (Bianco Sardo, Rosa Beta)			
	1.2 Granite, Group II (Baltic Brown, Nero Impala, Pedras Salgadas)			
	1.3 Granite, Group III (Labrador Blue Pearl, Labrador Emerald Pearl, Nero Assoluto)			
Panelling	2.1 Customer side, Resopal, "Plain Colours" or "Woodgrains Authentic"			
	2.2 Customer side, stainless steel			
	2.3 Short side, Resopal, "Plain Colours" or "Woodgrains Authentic"	2.3.1 Left	2.3.2 Right	2.3.3 Left and right [2x]
	2.4 Short side, stainless steel	2.4.1 Left	2.4.2 Right	2.4.3 Left and right [2x]
Castor model	3.1 Castors with 125 mm dia., 4 steering castors, 2 of which have brakes, stainless steel			
Feet	3.2 Feet, stainless steel			
Skirting panels (only in conjunction with feet 3.2)	3.3 Long side, with cooling slits	3.3.1 Customer side	3.3.2 Operator side	3.3.3 Customer/operator side [2x]
	3.4 Short side	3.4.1 Left	3.4.2 Right	3.4.3 Left and right [2x]
Socket outlets	4.1 Schuko socket outlet, 230 V, in the panel	4.1.1 Left	4.1.2 Centre	4.1.3 Right
	4.2 Schuko socket outlet 230 V, in the installation compartment for connecting further modules			
	4.3 CEE socket outlet 400 V, in the installation compartment for connecting further modules			
Door	4.4 Door, lockable (2 doors)	common locks	different locks	
Side shelf	4.5 Stainless steel, short side	4.5.1 Left	4.5.2 Right	4.5.3 Left and right [2x]
Middle shelf	4.6 Middle shelf, stainless steel, for model with open cabinet			
Connected load	4.7 400 V			
Pull-out bottle rack	4.8 Pull-out bottle rack			
Slatted shelf	4.9 3 pieces in set, stainless steel, for beverage servery counters			
Tray slide	5.1 Stainless-steel round tube	5.1.1 Customer side	5.1.2 Operator side	5.1.3. Customer/operator side [2x]
	5.2 Stainless-steel round tube, short side	5.2.1 Left	5.2.2 Right	5.2.3 Left and right [2x]
	5.3 Resopal, colour: "stone grey"	5.3.1 Customer side	5.3.2 Operator side	5.3.3 Customer/operator side [2x]
	5.4 Resopal, colour: "stone grey", short side	5.4.1 Left	5.4.2 Right	5.4.3 Left and right [2x]
Module connection	6.1 Module attachment set	6.1.1 Left	6.1.2 Right	6.1.3 Left and right [2x]
Cooling	7.1 Suitable for ambient temperature of +32 °C			
Stainless-steel panel	8.1 For aluminium corner profile, customer side	8.1.1 Left	8.1.2 Right	8.1.3 Left and right [2x]
	8.2 For module connector, customer side, only in connection with module attachment set, only one panel required per module			

MANHATTAN cash register booth MKS 4

- Module closed on 3 sides
- CNS top surface, width on customer side: 200 mm
- Slightly lowered CNS table top for positioning a cash register: 500 x 500 mm
- Foot area closed on 2 sides with footrest installed at and angle and 2 Schuko socket outlets
- Castors with 125 mm dia., 4 steering castors, 2 of which have brakes, galvanised steel
- For customer and short-side panelling, see Options



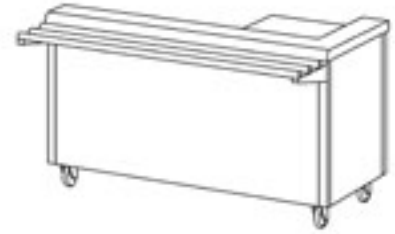
Model	Designation	Dimensions L x W x H (mm)	Connected load	Order No.
MANHATTAN MKS 4	Cash register booth Cash register table at left on operator side	1550 x 700 x 900	230 V Schuko plug	566 617
MANHATTAN MKS 4	Cash register booth Cash register table at right on operator side	1550 x 700 x 900	230 V Schuko plug	566 618

Options for MANHATTAN cash register booth MKS 4

Designation	Model				
Top surfaces	1.1	Granite, Group I (Bianco Sardo, Rosa Beta)			
	1.2	Granite, Group II (Baltic Brown, Nero Impala, Pedras Salgadas)			
	1.3	Granite, Group III (Labrador Blue Pearl, Labrador Emerald Pearl, Nero Assoluto)			
Panelling	2.1	Customer side, Resopal, "Plain Colours" or "Woodgrains Authentic"			
	2.2	Customer side, stainless steel			
	2.3	Short side, Resopal, "Plain Colours" or "Woodgrains Authentic"	2.3.1 Left	2.3.2 Right	2.3.3 Left and right [2x]
	2.4	Short side, stainless steel	2.4.1 Left	2.4.2 Right	2.4.3 Left and right [2x]
Castor model	3.1	Castors with 125 mm dia., 4 steering castors, 2 of which have brakes, stainless steel			
Feet	3.2	Feet, stainless steel			
Skirting panels (only in conjunction with feet 3.2)	3.3	Long side	3.3.1 Customer side		
			3.3.2 Operator side		
			3.3.3 Customer and operator side		
	3.4	Short side	3.4.1 Left	3.4.2 Right	3.4.3 Left and right [2x]
Socket outlets	4.2	Schuko 230 V socket outlet, behind customer-side panelling, for connecting further modules			
	4.3	CEE socket outlet 400 V, in the installation compartment for connecting further modules			
Side shelf	4.5	Stainless steel, short side	4.5.1 Left	4.5.2 Right	4.5.3 Left and right [2x]
Connected load	4.7	400 V			
Tray slide	5.1	Stainless-steel round tube	5.1.1 Customer side		
	5.2	Stainless-steel round tube, short side	5.2.1 Left	5.2.2 Right	5.2.3 Left and right [2x]
	5.3	Resopal, colour: "stone grey"	5.3.1 Customer side		
	5.4	Resopal, colour: "stone grey", short side	5.4.1 Left	5.4.2 Right	5.4.3 Left and right [2x]
Module connection	6.1	Module attachment set	6.1.1 Left	6.1.2 Right	6.1.3 Left and right [2x]
Stainless-steel panel	8.1	For aluminium corner profile, customer side	8.1.1 Left	8.1.2 Right	8.1.3 Left and right [2x]
	8.2	For module connector, customer side, only in connection with module attachment set, only one panel required per module			

MANHATTAN cash register booth MKSS 4

- Module closed on 2 sides (can only be installed in conjunction with an additional module)
- CNS top surface, width on customer side: 200 mm
- Slightly lowered CNS table top for positioning a cash register: 500 x 500 mm
- Foot area closed on 2 sides with footrest installed at an angle and 2 Schuko socket outlets
- Castors with 125 mm dia., 3 galvanised steel steering castors, 2 of which have brakes
- For panelling on customer side, see Options



Model	Designation	Dimensions L x W x H (mm)	Connected load	Order No.
MANHATTAN MKSS 4	Cash register booth Cash register table at left on operator side	1550 x 700 x 900	230 V Schuko plug	566 902
MANHATTAN MKSS 4	Cash register booth Cash register table at right on operator side	1550 x 700 x 900	230 V Schuko plug	566 903

Options for MANHATTAN cash register booth MKSS 4

Designation	Model				
Top surfaces	1.1	Granite, Group I (Bianco Sardo, Rosa Beta)			
	1.2	Granite, Group II (Baltic Brown, Nero Impala, Pedras Salgadas)			
	1.3	Granite, Group III (Labrador Blue Pearl, Labrador Emerald Pearl, Nero Assoluto)			
Panelling	2.1	Customer side, Resopal, "Plain Colours" or "Woodgrains Authentic"			
	2.2	Customer side, stainless steel			
Castor model	3.1	Castors with 125 mm dia., 4 steering castors, 2 of which have brakes, stainless steel			
Feet	3.2	Feet, stainless steel			
	3.3	Long side	3.3.1	Customer side	
3.3.2			Operator side		
3.3.3			Customer and operator side		
Socket outlets	4.2	Schuko 230 V socket outlet, behind customer-side panelling, for connecting further modules			
	4.3	CEE 400 V socket outlet, behind customer-side panelling, for connecting further modules			
Connected load	4.7	400 V			
Tray slide	5.1	Stainless-steel round tube	5.1.1 Customer side		
	5.3	Resopal, colour: "stone grey"	5.3.1 Customer side		
Module connection	6.1	Module attachment set	6.1.1	Left	
			6.1.2	Right	
Stainless-steel panel	8.1	For aluminium corner profile, customer side	8.1.1	Left	
			8.1.2	Right	
				8.1.3	Left and right [2x]
	8.2	For module connector, customer side, only in connection with module attachment set, only one panel required per module			

MANHATTAN 45° inside-corner module MI 45

- CNS top surface
- Without castors or feet
- For panelling on customer side, see Options



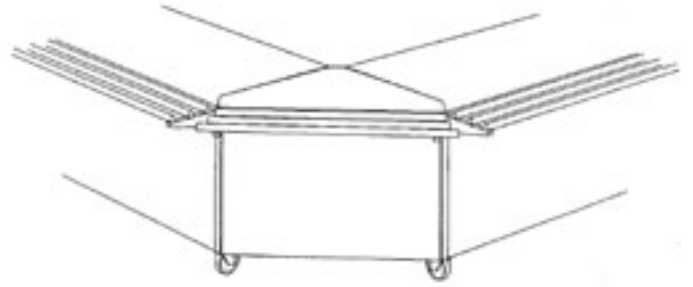
Model	Designation	Dimensions L x W x H (mm)	Order No.
MANHATTAN MI 45	45° inside-corner module With CNS panel on operator side Corner module can only be installed between two modules	600 x 700 x 900	566 627

Options for MANHATTAN 45° inside-corner module MI 45

Designation	Model
Top surfaces	1.1 Granite, Group I (Bianco Sardo, Rosa Beta)
	1.2 Granite, Group II (Baltic Brown, Nero Impala, Pedras Salgadas)
	1.3 Granite, Group III (Labrador Blue Pearl, Labrador Emerald Pearl, Nero Assoluto)
Panelling	2.1 Customer side, Resopal, "Plain Colours" or "Woodgrains Authentic"
	2.2 Customer side, stainless steel
Skirting panel	3.3.1 Customer side
	3.3.2 Operator side
	3.3.3 Customer and operator side
Tray slide	5.1 Stainless-steel round tube, Customer side
	5.2 Resopal, colour: "stone grey", Customer side
Stainless-steel panel	8.3 For aluminium corner profiles, Customer side; set, consisting of 2 panels

MANHATTAN 90° inside-corner module MI 90

- CNS top surface
- Without castors or feet
- For panelling on customer side, see Options



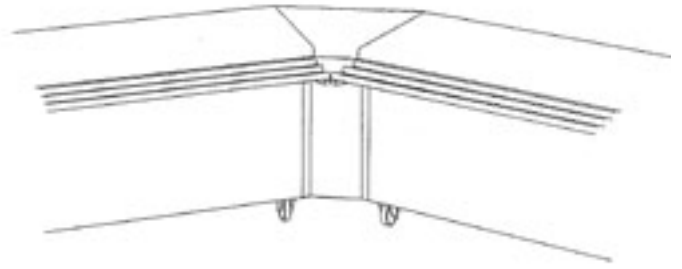
Model	Designation	Dimensions L x W x H (mm)	Order No.
MANHATTAN MI 90	90° inside-corner module With CNS panel on operator side Corner module can only be installed between two modules	750 x 750 x 900	566 629

Options for MANHATTAN 90° inside-corner module MI 90

Designation	Model
Top surfaces	1.1 Granite, Group I (Bianco Sardo, Rosa Beta)
	1.2 Granite, Group II (Baltic Brown, Nero Impala, Pedras Salgadas)
	1.3 Granite, Group III (Labrador Blue Pearl, Labrador Emerald Pearl, Nero Assoluto)
Panelling	2.1 Customer side, Resopal, "Plain Colours" or "Woodgrains Authentic"
	2.2 Customer side, stainless steel
Skirting panel	3.3.1 Customer side
	3.3.2 Operator side
	3.3.3 Customer and operator side
Tray slide	5.1 Stainless-steel round tube, Customer side
	5.2 Resopal, colour: "stone grey", Customer side
Stainless-steel panel	8.3 For aluminium corner profiles, Customer side; set, consisting of 2 panels

MANHATTAN 45° outside-corner module MA 45

- CNS top surface
- Without castors or feet
- For panelling on customer side, see Options



Model	Designation	Dimensions L x W x H (mm)	Order No.
MANHATTAN MA 45	45° outside-corner module With CNS panel on operator side Corner module can only be installed between two modules	800 x 700 x 900	566 628

Options for MANHATTAN 45° outside-corner module MA 45

Designation	Model
Top surfaces	1.1 Granite, Group I (Bianco Sardo, Rosa Beta)
	1.2 Granite, Group II (Baltic Brown, Nero Impala, Pedras Salgadas)
	1.3 Granite, Group III (Labrador Blue Pearl, Labrador Emerald Pearl, Nero Assoluto)
Panelling	2.1 Customer side, Resopal, "Plain Colours" or "Woodgrains Authentic"
	2.2 Customer side, stainless steel
Skirting panel	3.3.1 Customer side
	3.3.2 Operator side
	3.3.3 Customer and operator side
Stainless-steel panel	8.3 For aluminium corner profiles, Customer side; set, consisting of 2 panels

MANHATTAN 90° outside-corner module MA 90

- CNS top surface
- Without castors or feet
- For panelling on customer side, see Options



Model	Designation	Dimensions L x W x H (mm)	Order No.
MANHATTAN MA 90	90° outside-corner module With CNS panel on operator side Corner module can only be installed between two modules	1020 x 1020 x 900	566 630

Options for MANHATTAN 90° outside-corner module MA 90

Designation	Model
Top surfaces	1.1 Granite, Group I (Bianco Sardo, Rosa Beta)
	1.2 Granite, Group II (Baltic Brown, Nero Impala, Pedras Salgadas)
	1.3 Granite, Group III (Labrador Blue Pearl, Labrador Emerald Pearl, Nero Assoluto)
Panelling	2.1 Customer side, Resopal, "Plain Colours" or "Woodgrains Authentic"
	2.2 Customer side, stainless steel
Skirting panel	3.3.1 Customer side
	3.3.2 Operator side
	3.3.3 Customer and operator side
Stainless-steel panel	8.3 For aluminium corner profiles, Customer side; set, consisting of 2 panels

MANHATTAN 45° inside-corner module MIF 45

- CNS top surface
- Castors with 125 mm dia., 3 steering castors, 2 of which have brakes, galvanised steel
- For panelling on customer side, see Options



Model	Designation	Dimensions L x W x H (mm)	Order No.
MANHATTAN MIF 45	45° inside-corner module With CNS panel on operator side	810 x 700 x 900	566 900

Options for MANHATTAN 45° inside-corner module MIF 45

Designation	Model				
Top surfaces	1.1 Granite, Group I (Bianco Sardo, Rosa Beta)				
	1.2 Granite, Group II (Baltic Brown, Nero Impala, Pedras Salgadas)				
	1.3 Granite, Group III (Labrador Blue Pearl, Labrador Emerald Pearl, Nero Assoluto)				
Panelling	2.1 Customer side, Resopal, "Plain Colours" or "Woodgrains Authentic"				
	2.2 Customer side, stainless steel				
	2.3 Short side, Resopal, "Plain Colours" or "Woodgrains Authentic"	2.3.1 Left	2.3.2 Right	2.3.3 Left and right [2x]	
	2.4 Short side, stainless steel	2.4.1 Left	2.4.2 Right	2.4.3 Left and right [2x]	
Castor model	3.1 Castors with 125 mm dia., 4 steering castors, 2 of which have brakes, stainless steel				
Feet	3.2 Feet, stainless steel				
Skirting panels (only in conjunction with feet 3.2)	3.3.1 Customer side				
	3.3.2 Operator side				
	3.3.3 Customer and operator side				
	3.4 Short side	3.4.1 Left	3.4.2 Right	3.4.3 Left and right [2x]	
Tray slide	5.1 Stainless-steel round tube		5.1.1 Customer side		
	5.2 Stainless-steel round tube, short side	5.2.1 Left	5.2.2 Right	5.2.3 Left and right [2x]	
	5.3 Resopal, colour: "stone grey"		5.3.1 Customer side		
	5.4 Resopal, colour: "stone grey", short side	5.4.1 Left	5.4.2 Right	5.4.3 Left and right [2x]	
Module connection	6.1 Module attachment set		6.1.1 Left	6.1.2 Right	6.1.3 Left and right [2x]
Stainless-steel panel	8.1 For aluminium corner profile, customer side		8.1.1 Left	8.1.2 Right	8.1.3 Left and right [2x]
	8.2 For module connector, customer side, only in connection with module attachment set, only one panel required per module				

MANHATTAN 90° inside-corner module MIF 90

- CNS top surface
- Castors with 125 mm dia., 3 steering castors, 2 of which have brakes, galvanised steel
- For panelling on customer side, see Options



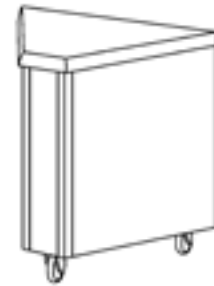
Model	Designation	Dimensions L x W x H (mm)	Order No.
MANHATTAN MIF 90	90° inside-corner module With CNS panel on operator side	1020 x 700 x 900	566 901

Options for MANHATTAN 90° inside-corner module MIF 90

Designation	Model				
Top surfaces	1.1 Granite, Group I (Bianco Sardo, Rosa Beta)				
	1.2 Granite, Group II (Baltic Brown, Nero Impala, Pedras Salgadas)				
	1.3 Granite, Group III (Labrador Blue Pearl, Labrador Emerald Pearl, Nero Assoluto)				
Panelling	2.1 Customer side, Resopal, "Plain Colours" or "Woodgrains Authentic"				
	2.2 Customer side, stainless steel				
	2.3 Short side, Resopal, "Plain Colours" or "Woodgrains Authentic"	2.3.1 Left	2.3.2 Right	2.3.3 Left and right [2x]	
	2.4 Short side, stainless steel	2.4.1 Left	2.4.2 Right	2.4.3 Left and right [2x]	
Castor model	3.1 Castors with 125 mm dia., 4 steering castors, 2 of which have brakes, stainless steel				
Feet	3.2 Feet, stainless steel				
Skirting panels (only in conjunction with feet 3.2)	3.3.1 Customer side				
	3.3.2 Operator side				
	3.3.3 Customer and operator side				
	3.4 Short side	3.4.1 Left	3.4.2 Right	3.4.3 Left and right [2x]	
Tray slide	5.1 Stainless-steel round tube		5.1.1 Customer side		
	5.2 Stainless-steel round tube, short side	5.2.1 Left	5.2.2 Right	5.2.3 Left and right [2x]	
	5.3 Resopal, colour: "stone grey"		5.3.1 Customer side		
	5.4 Resopal, colour: "stone grey", short side	5.4.1 Left	5.4.2 Right	5.4.3 Left and right [2x]	
Module connection	6.1 Module attachment set		6.1.1 Left	6.1.2 Right	6.1.3 Left and right [2x]
Stainless-steel panel	8.1 For aluminium corner profile, customer side		8.1.1 Left	8.1.2 Right	8.1.3 Left and right [2x]
	8.2 For module connector, customer side, only in connection with module attachment set, only one panel required per module				

MANHATTAN 45° outside-corner module MAF 45

- CNS top surface
- Castors with 125 mm dia., 3 steering castors, 2 of which have brakes, galvanised steel
- For panelling on customer side, see Options



Model	Designation	Dimensions L x W x H (mm)	Order No.
MANHATTAN MAF 45	45° outside-corner module With CNS panel on operator side	800 x 700 x 900	566 904

Options for MANHATTAN 45° outside-corner module MAF 45

Designation	Model				
Top surfaces	1.1 Granite, Group I (Bianco Sardo, Rosa Beta)				
	1.2 Granite, Group II (Baltic Brown, Nero Impala, Pedras Salgadas)				
	1.3 Granite, Group III (Labrador Blue Pearl, Labrador Emerald Pearl, Nero Assoluto)				
Panelling	2.1 Customer side, Resopal, "Plain Colours" or "Woodgrains Authentic"				
	2.2 Customer side, stainless steel				
	2.3 Short side, Resopal, "Plain Colours" or "Woodgrains Authentic"	2.3.1 Left	2.3.2 Right	2.3.3 Left and right [2x]	
	2.4 Short side, stainless steel	2.4.1 Left	2.4.2 Right	2.4.3 Left and right [2x]	
Castor model	3.1 Castors with 125 mm dia., 4 steering castors, 2 of which have brakes, stainless steel				
Feet	3.2 Feet, stainless steel				
Skirting panels (only in conjunction with feet 3.2)	3.3.1 Customer side				
	3.3.2 Operator side				
	3.3.3 Customer and operator side				
	3.4 Short side	3.4.1 Left	3.4.2 Right	3.4.3 Left and right [2x]	
Tray slide	5.1 Stainless-steel round tube		5.1.1 Operator side		
	5.2 Stainless-steel round tube, short side	5.2.1 Left	5.2.2 Right	5.2.3 Left and right [2x]	
	5.3 Resopal, colour: "stone grey"		5.3.1 Operator side		
	5.4 Resopal, colour: "stone grey", short side	5.4.1 Left	5.4.2 Right	5.4.3 Left and right [2x]	
Module connection	6.1 Module attachment set		6.1.1 Left	6.1.2 Right	6.1.3 Left and right [2x]
Stainless-steel panel	8.1 For aluminium corner profile, customer side		8.1.1 Left	8.1.2 Right	8.1.3 Left and right [2x]
	8.2 For module connector, customer side, only in connection with module attachment set, only one panel required per module				

MANHATTAN 90° outside-corner module MAF 90

- CNS top surface
- Castors with 125 mm dia., 3 steering castors, 2 of which have brakes, galvanised steel
- For panelling on customer side, see Options



Model	Designation	Dimensions L x W x H (mm)	Order No.
MANHATTAN MAF 90	90° outside-corner module With CNS panel on operator side	1020 x 700 x 900	566 905

Options for MANHATTAN 90° outside-corner module MAF 90

Designation	Model				
Top surfaces	1.1 Granite, Group I (Bianco Sardo, Rosa Beta)				
	1.2 Granite, Group II (Baltic Brown, Nero Impala, Pedras Salgadas)				
	1.3 Granite, Group III (Labrador Blue Pearl, Labrador Emerald Pearl, Nero Assoluto)				
Panelling	2.1 Customer side, Resopal, "Plain Colours" or "Woodgrains Authentic"				
	2.2 Customer side, stainless steel				
	2.3 Short side, Resopal, "Plain Colours" or "Woodgrains Authentic"	2.3.1 Left	2.3.2 Right	2.3.3 Left and right [2x]	
	2.4 Short side, stainless steel	2.4.1 Left	2.4.2 Right	2.4.3 Left and right [2x]	
Castor model	3.1 Castors with 125 mm dia., 4 steering castors, 2 of which have brakes, stainless steel				
Feet	3.2 Feet, stainless steel				
Skirting panels (only in conjunction with feet 3.2)	3.3.1 Customer side				
	3.3.2 Operator side				
	3.3.3 Customer and operator side				
	3.4 Short side	3.4.1 Left	3.4.2 Right	3.4.3 Left and right [2x]	
Tray slide	5.1 Stainless-steel round tube		5.1.1 Operator side		
	5.2 Stainless-steel round tube, short side	5.2.1 Left	5.2.2 Right	5.2.3 Left and right [2x]	
	5.3 Resopal, colour: "stone grey"		5.3.1 Operator side		
	5.4 Resopal, colour: "stone grey", short side	5.4.1 Left	5.4.2 Right	5.4.3 Left and right [2x]	
Module connection	6.1 Module attachment set		6.1.1 Left	6.1.2 Right	6.1.3 Left and right [2x]
Stainless-steel panel	8.1 For aluminium corner profile, customer side		8.1.1 Left	8.1.2 Right	8.1.3 Left and right [2x]
	8.2 For module connector, customer side, only in connection with module attachment set, only one panel required per module				

MANHATTAN silverware and tray servery counter BT 400

- With silverware attachment incl. 5 cutlery holders of the size GN 1/4-150 made of CNS with transparent, half-flap fold-down Plexiglas cover and 1 CNS serviette dispenser for size 125 x 90 mm
- Capacity: approx. 120 trays, approx. 500 pieces of cutlery
- Castors with 125 mm dia., 3 steering castors, 2 of which have brakes, galvanised steel




Model	Designation	Dimensions L x W x H (mm)	Order No.
MANHATTAN BT 400	Silverware and tray servery trolley	900 x 700 x 1270	566 316

Options for MANHATTAN silverware and tray servery counter BT 400

Designation	Model
Castor model	3.1 Castors with 125 mm dia., 4 steering castors, 2 of which have brakes, stainless steel

MANHATTAN granite top surfaces



Bianco Sardo

Rosa Beta

Baltic Brown

Nero Impala

Pedras Salgadas

Labrador Blue Pearl

Labrador Emerald Pearl

Nero Assoluto


Group I

Group II


Group III

RESOPAL – Plain Colours


The Resopal panelling for MANHATTAN are available in the colours "Plain Colours" or in the wood designs "Woodgrains Authentic". The colours of the samples shown here are not binding. You will find additional information and the entire range of colours at www.resopal.de



RESOPAL – "Woodgrains Authentic"



4489-60
Sunset Cruise
Wood



4447-60
Noce Romantica
Walnut



4367-60
Sun Maple
Maple



4483-60
Weasel Larch
Wood



4325-60
Eternal Cherry
Cherry wood



4478-60
Almond Pear
Pear wood



4426-60
Java Teak
Teak



4359-60
Capital Elm
Elm



4306-60
Global Beech
Beech



4469-60
Mora Birch
Birch



4314-60/EM
Loft Oak
Oak



4496-60
Black Tulip
Wood



4305-60
New Oslo Beech
Beech




4209-60
Ottawa Maple
Maple



4312-60
Quebec Oak
Oak



4328-60
Passion Cherry
Cherry wood



4390-60/EM
Wenge Bonobo
Wenge wood



4369-60
Ambient Maple
Maple



4448-60
Unique Elm
Elm



4457-60
Yorkshire Oak
Oak



4387-60
Lounge Mahogany
Mahogany



4471-60
White Acacia
Wood











4360-60
Real Ash
Ash



4451-60
Noce Paola
Walnut



4484-60
Zermatt Pine
Pine

Illustration	Model variant				Options																
	Models	Dimensions L x W x H (in mm)	Compartments				Top surfaces		Panelling		Installation versions				Socket outlets		Connected load		Miscellaneous		
Legend			open	closed	heated	cooled	Stainless steel	Granite	Resopal	Stainless steel	Galvanised-steel castors	Stainless-steel castors	Feet	Skirting panels	230 V in panel	230 V in installation compartment	400 V in installation compartment	230 V	400 V	Middle shelf	Pull-out bottle rack
Heated servery counter																					
	MWA 3	1200 x 700 x 900	▲	▲			■	○	○	○	■	○	○	○	○	○	○	■			
	MWA 4	1550 x 700 x 900	▲	▲	▲		■	○	○	○	■	○	○	○	○	○	○	■	○	○	
	MWA 5	1900 x 700 x 900	▲	▲	▲		■	○	○	○	■	○	○	○	○	○	○	■	○	○	
Cooled servery counter																					
	MKA 3	1200 x 700 x 900	▲	▲		▲	■	○	○	○	■	○	○	○	○	○	○	■	○	○	○
	MKA 4	1550 x 700 x 900	▲	▲		▲	■	○	○	○	■	○	○	○	○	○	○	■	○	○	○
Convection-cooled servery counter																					
	MKU 3	1200 x 700 x 900					■	○	○	○	■	○	○	○	○	○	○	■	○		
	MKU 4	1550 x 700 x 900					■	○	○	○	■	○	○	○	○	○	○	■	○		
Plain servery counter																					
	MNE 3	1200 x 700 x 900	▲	▲			■	○	○	○	■	○	○	○	○	○	○	○	○	○	○
	MNE 4	1550 x 700 x 900	▲	▲			■	○	○	○	■	○	○	○	○	○	○	○	○	○	○
	MNE 5	1900 x 700 x 900	▲	▲			■	○	○	○	■	○	○	○	○	○	○	○	○	○	○
	MNE V	800-1900 x 700 x 900	▲	▲			■	○	○	○	■	○	○	○	○	○	○	○	○	○	○
Pre-Mix/Post-Mix																					
	MPP 3	1200 x 700 x 900					■	○	○	○	■	○	○	○	○	○	○	○	○		
	MPP 4	1550 x 700 x 900					■	○	○	○	■	○	○	○	○	○	○	○	○		
	MPP 5	1900 x 700 x 900					■	○	○	○	■	○	○	○	○	○	○	○	○		
Roll-in counter																					
	MEN V	500-1500 x 200 x 900					■	○	○	○				○							
Servery counter																					
	MAN 3	1200 x 700 x 900					■	○	○	○	■	○	○	○	○	○	○	■			
	MAN 4	1550 x 700 x 900					■	○	○	○	■	○	○	○	○	○	○	■			
	MAN 5	1900 x 700 x 900					■	○	○	○	■	○	○	○	○	○	○	■			
Showcase, refrigerated																					
	MVK 4	1550 x 700 x 900	▲	▲		▲	■		○	○	■	○	○	○	○	○	○	■	○	○	○
Stand showcase, refrigerated																					
	MVS 4	1550 x 700 x 900	▲	▲		▲	■	○	○	○	■	○	○	○	○	○	○	■	○	○	○
























Options							Glass attachment boards															
Miscellaneous			Tray slides				1-level, customer side						1-level, both sides				2-level, customer side					
Slatted shelf for beverages	Lockable doors	Stainless-steel panel for corner profiles	Module attachment set	Side shelf short side	Stainless-steel round tube	Synthetic-coated particle board																
	<input type="checkbox"/>	<input type="checkbox"/>	<input type="checkbox"/>	<input type="checkbox"/>	<input type="checkbox"/>	<input type="checkbox"/>	<input type="checkbox"/>	<input type="checkbox"/>	<input type="checkbox"/>				<input type="checkbox"/>	<input type="checkbox"/>	<input type="checkbox"/>	<input type="checkbox"/>	<input type="checkbox"/>					
	<input type="checkbox"/>	<input type="checkbox"/>	<input type="checkbox"/>	<input type="checkbox"/>	<input type="checkbox"/>	<input type="checkbox"/>	<input type="checkbox"/>	<input type="checkbox"/>	<input type="checkbox"/>				<input type="checkbox"/>	<input type="checkbox"/>	<input type="checkbox"/>	<input type="checkbox"/>	<input type="checkbox"/>					
	<input type="checkbox"/>	<input type="checkbox"/>	<input type="checkbox"/>	<input type="checkbox"/>	<input type="checkbox"/>	<input type="checkbox"/>	<input type="checkbox"/>	<input type="checkbox"/>	<input type="checkbox"/>						<input type="checkbox"/>	<input type="checkbox"/>	<input type="checkbox"/>					
<input type="checkbox"/>	<input type="checkbox"/>	<input type="checkbox"/>	<input type="checkbox"/>	<input type="checkbox"/>	<input type="checkbox"/>	<input type="checkbox"/>				<input type="checkbox"/>	<input type="checkbox"/>	<input type="checkbox"/>	<input type="checkbox"/>					<input type="checkbox"/>	<input type="checkbox"/>			
<input type="checkbox"/>	<input type="checkbox"/>	<input type="checkbox"/>	<input type="checkbox"/>	<input type="checkbox"/>	<input type="checkbox"/>	<input type="checkbox"/>				<input type="checkbox"/>	<input type="checkbox"/>	<input type="checkbox"/>	<input type="checkbox"/>					<input type="checkbox"/>	<input type="checkbox"/>			
		<input type="checkbox"/>	<input type="checkbox"/>	<input type="checkbox"/>	<input type="checkbox"/>	<input type="checkbox"/>				<input type="checkbox"/>	<input type="checkbox"/>	<input type="checkbox"/>	<input type="checkbox"/>					<input type="checkbox"/>	<input type="checkbox"/>			
		<input type="checkbox"/>	<input type="checkbox"/>	<input type="checkbox"/>	<input type="checkbox"/>	<input type="checkbox"/>				<input type="checkbox"/>	<input type="checkbox"/>	<input type="checkbox"/>	<input type="checkbox"/>					<input type="checkbox"/>	<input type="checkbox"/>			
	<input type="checkbox"/>	<input type="checkbox"/>	<input type="checkbox"/>	<input type="checkbox"/>	<input type="checkbox"/>	<input type="checkbox"/>	<input type="checkbox"/>	<input type="checkbox"/>		<input type="checkbox"/>	<input type="checkbox"/>	<input type="checkbox"/>	<input type="checkbox"/>					<input type="checkbox"/>	<input type="checkbox"/>			
	<input type="checkbox"/>	<input type="checkbox"/>	<input type="checkbox"/>	<input type="checkbox"/>	<input type="checkbox"/>	<input type="checkbox"/>	<input type="checkbox"/>	<input type="checkbox"/>		<input type="checkbox"/>	<input type="checkbox"/>	<input type="checkbox"/>	<input type="checkbox"/>					<input type="checkbox"/>	<input type="checkbox"/>			
		<input type="checkbox"/>	<input type="checkbox"/>	<input type="checkbox"/>	<input type="checkbox"/>	<input type="checkbox"/>				<input type="checkbox"/>	<input type="checkbox"/>	<input type="checkbox"/>	<input type="checkbox"/>					<input type="checkbox"/>	<input type="checkbox"/>			
		<input type="checkbox"/>	<input type="checkbox"/>	<input type="checkbox"/>	<input type="checkbox"/>	<input type="checkbox"/>				<input type="checkbox"/>	<input type="checkbox"/>	<input type="checkbox"/>	<input type="checkbox"/>					<input type="checkbox"/>	<input type="checkbox"/>			
		<input type="checkbox"/>	<input type="checkbox"/>	<input type="checkbox"/>	<input type="checkbox"/>	<input type="checkbox"/>				<input type="checkbox"/>	<input type="checkbox"/>	<input type="checkbox"/>	<input type="checkbox"/>					<input type="checkbox"/>	<input type="checkbox"/>			
		<input type="checkbox"/>	<input type="checkbox"/>	<input type="checkbox"/>	<input type="checkbox"/>	<input type="checkbox"/>				<input type="checkbox"/>	<input type="checkbox"/>	<input type="checkbox"/>	<input type="checkbox"/>					<input type="checkbox"/>	<input type="checkbox"/>			
		<input type="checkbox"/>	<input type="checkbox"/>	<input type="checkbox"/>	<input type="checkbox"/>	<input type="checkbox"/>				<input type="checkbox"/>	<input type="checkbox"/>	<input type="checkbox"/>	<input type="checkbox"/>					<input type="checkbox"/>	<input type="checkbox"/>			
		<input type="checkbox"/>	<input type="checkbox"/>	<input type="checkbox"/>	<input type="checkbox"/>	<input type="checkbox"/>				<input type="checkbox"/>	<input type="checkbox"/>	<input type="checkbox"/>	<input type="checkbox"/>					<input type="checkbox"/>	<input type="checkbox"/>			
		<input type="checkbox"/>	<input type="checkbox"/>	<input type="checkbox"/>	<input type="checkbox"/>	<input type="checkbox"/>				<input type="checkbox"/>	<input type="checkbox"/>	<input type="checkbox"/>	<input type="checkbox"/>					<input type="checkbox"/>	<input type="checkbox"/>			
		<input type="checkbox"/>	<input type="checkbox"/>	<input type="checkbox"/>	<input type="checkbox"/>	<input type="checkbox"/>				<input type="checkbox"/>	<input type="checkbox"/>	<input type="checkbox"/>	<input type="checkbox"/>					<input type="checkbox"/>	<input type="checkbox"/>			
		<input type="checkbox"/>	<input type="checkbox"/>	<input type="checkbox"/>	<input type="checkbox"/>	<input type="checkbox"/>				<input type="checkbox"/>	<input type="checkbox"/>	<input type="checkbox"/>	<input type="checkbox"/>					<input type="checkbox"/>	<input type="checkbox"/>			
		<input type="checkbox"/>	<input type="checkbox"/>	<input type="checkbox"/>	<input type="checkbox"/>	<input type="checkbox"/>				<input type="checkbox"/>	<input type="checkbox"/>	<input type="checkbox"/>	<input type="checkbox"/>					<input type="checkbox"/>	<input type="checkbox"/>			
		<input type="checkbox"/>	<input type="checkbox"/>	<input type="checkbox"/>	<input type="checkbox"/>	<input type="checkbox"/>				<input type="checkbox"/>	<input type="checkbox"/>	<input type="checkbox"/>	<input type="checkbox"/>					<input type="checkbox"/>	<input type="checkbox"/>			
		<input type="checkbox"/>	<input type="checkbox"/>	<input type="checkbox"/>	<input type="checkbox"/>	<input type="checkbox"/>				<input type="checkbox"/>	<input type="checkbox"/>	<input type="checkbox"/>	<input type="checkbox"/>					<input type="checkbox"/>	<input type="checkbox"/>			
		<input type="checkbox"/>	<input type="checkbox"/>	<input type="checkbox"/>	<input type="checkbox"/>	<input type="checkbox"/>				<input type="checkbox"/>	<input type="checkbox"/>	<input type="checkbox"/>	<input type="checkbox"/>					<input type="checkbox"/>	<input type="checkbox"/>			
		<input type="checkbox"/>	<input type="checkbox"/>	<input type="checkbox"/>	<input type="checkbox"/>	<input type="checkbox"/>				<input type="checkbox"/>	<input type="checkbox"/>	<input type="checkbox"/>	<input type="checkbox"/>					<input type="checkbox"/>	<input type="checkbox"/>			
		<input type="checkbox"/>	<input type="checkbox"/>	<input type="checkbox"/>	<input type="checkbox"/>	<input type="checkbox"/>				<input type="checkbox"/>	<input type="checkbox"/>	<input type="checkbox"/>	<input type="checkbox"/>					<input type="checkbox"/>	<input type="checkbox"/>			
		<input type="checkbox"/>	<input type="checkbox"/>	<input type="checkbox"/>	<input type="checkbox"/>	<input type="checkbox"/>				<input type="checkbox"/>	<input type="checkbox"/>	<input type="checkbox"/>	<input type="checkbox"/>					<input type="checkbox"/>	<input type="checkbox"/>			
		<input type="checkbox"/>	<input type="checkbox"/>	<input type="checkbox"/>	<input type="checkbox"/>	<input type="checkbox"/>				<input type="checkbox"/>	<input type="checkbox"/>	<input type="checkbox"/>	<input type="checkbox"/>					<input type="checkbox"/>	<input type="checkbox"/>			
		<input type="checkbox"/>	<input type="checkbox"/>	<input type="checkbox"/>	<input type="checkbox"/>	<input type="checkbox"/>				<input type="checkbox"/>	<input type="checkbox"/>	<input type="checkbox"/>	<input type="checkbox"/>					<input type="checkbox"/>	<input type="checkbox"/>			
		<input type="checkbox"/>	<input type="checkbox"/>	<input type="checkbox"/>	<input type="checkbox"/>	<input type="checkbox"/>				<input type="checkbox"/>	<input type="checkbox"/>	<input type="checkbox"/>	<input type="checkbox"/>					<input type="checkbox"/>	<input type="checkbox"/>			
		<input type="checkbox"/>	<input type="checkbox"/>	<input type="checkbox"/>	<input type="checkbox"/>	<input type="checkbox"/>				<input type="checkbox"/>	<input type="checkbox"/>	<input type="checkbox"/>	<input type="checkbox"/>					<input type="checkbox"/>	<input type="checkbox"/>			
		<input type="checkbox"/>	<input type="checkbox"/>	<input type="checkbox"/>	<input type="checkbox"/>	<input type="checkbox"/>				<input type="checkbox"/>	<input type="checkbox"/>	<input type="checkbox"/>	<input type="checkbox"/>					<input type="checkbox"/>	<input type="checkbox"/>			
		<input type="checkbox"/>	<input type="checkbox"/>	<input type="checkbox"/>	<input type="checkbox"/>	<input type="checkbox"/>				<input type="checkbox"/>	<input type="checkbox"/>	<input type="checkbox"/>	<input type="checkbox"/>					<input type="checkbox"/>	<input type="checkbox"/>			
		<input type="checkbox"/>	<input type="checkbox"/>	<input type="checkbox"/>	<input type="checkbox"/>	<input type="checkbox"/>				<input type="checkbox"/>	<input type="checkbox"/>	<input type="checkbox"/>	<input type="checkbox"/>					<input type="checkbox"/>	<input type="checkbox"/>			
		<input type="checkbox"/>	<input type="checkbox"/>	<input type="checkbox"/>	<input type="checkbox"/>	<input type="checkbox"/>				<input type="checkbox"/>	<input type="checkbox"/>	<input type="checkbox"/>	<input type="checkbox"/>					<input type="checkbox"/>	<input type="checkbox"/>			
		<input type="checkbox"/>	<input type="checkbox"/>	<input type="checkbox"/>	<input type="checkbox"/>	<input type="checkbox"/>				<input type="checkbox"/>	<input type="checkbox"/>	<input type="checkbox"/>	<input type="checkbox"/>					<input type="checkbox"/>	<input type="checkbox"/>			
		<input type="checkbox"/>	<input type="checkbox"/>	<input type="checkbox"/>	<input type="checkbox"/>	<input type="checkbox"/>				<input type="checkbox"/>	<input type="checkbox"/>	<input type="checkbox"/>	<input type="checkbox"/>					<input type="checkbox"/>	<input type="checkbox"/>			
		<input type="checkbox"/>	<input type="checkbox"/>	<input type="checkbox"/>	<input type="checkbox"/>	<input type="checkbox"/>				<input type="checkbox"/>	<input type="checkbox"/>	<input type="checkbox"/>	<input type="checkbox"/>					<input type="checkbox"/>	<input type="checkbox"/>			
		<input type="checkbox"/>	<input type="checkbox"/>	<input type="checkbox"/>	<input type="checkbox"/>	<input type="checkbox"/>				<input type="checkbox"/>	<input type="checkbox"/>	<input type="checkbox"/>	<input type="checkbox"/>					<input type="checkbox"/>	<input type="checkbox"/>			
		<input type="checkbox"/>	<input type="checkbox"/>	<input type="checkbox"/>	<input type="checkbox"/>	<input type="checkbox"/>				<input type="checkbox"/>	<input type="checkbox"/>	<input type="checkbox"/>	<input type="checkbox"/>					<input type="checkbox"/>	<input type="checkbox"/>			
		<input type="checkbox"/>	<input type="checkbox"/>	<input type="checkbox"/>	<input type="checkbox"/>	<input type="checkbox"/>				<input type="checkbox"/>	<input type="checkbox"/>	<input type="checkbox"/>	<input type="checkbox"/>					<input type="checkbox"/>	<input type="checkbox"/>			
		<input type="checkbox"/>	<input type="checkbox"/>	<input type="checkbox"/>	<input type="checkbox"/>	<input type="checkbox"/>				<input type="checkbox"/>	<input type="checkbox"/>	<input type="checkbox"/>	<input type="checkbox"/>					<input type="checkbox"/>	<input type="checkbox"/>			
		<input type="checkbox"/>	<input type="checkbox"/>	<input type="checkbox"/>	<input type="checkbox"/>	<input type="checkbox"/>				<input type="checkbox"/>	<input type="checkbox"/>	<input type="checkbox"/>	<input type="checkbox"/>					<input type="checkbox"/>	<input type="checkbox"/>			
		<input type="checkbox"/>	<input type="checkbox"/>	<input type="checkbox"/>	<input type="checkbox"/>	<input type="checkbox"/>				<input type="checkbox"/>	<input type="checkbox"/>	<input type="checkbox"/>	<input type="checkbox"/>					<input type="checkbox"/>	<input type="checkbox"/>			
		<input type="checkbox"/>	<input type="checkbox"/>	<input type="checkbox"/>	<input type="checkbox"/>	<input type="checkbox"/>				<input type="checkbox"/>	<input type="checkbox"/>	<input type="checkbox"/>	<input type="checkbox"/>					<input type="checkbox"/>	<input type="checkbox"/>			
		<input type="checkbox"/>	<input type="checkbox"/>	<input type="checkbox"/>	<input type="checkbox"/>	<input type="checkbox"/>				<input type="checkbox"/>	<input type="checkbox"/>	<input type="checkbox"/>	<input type="checkbox"/>					<input type="checkbox"/>	<input type="checkbox"/>			
		<input type="checkbox"/>	<input type="checkbox"/>	<input type="checkbox"/>	<input type="checkbox"/>	<input type="checkbox"/>				<input type="checkbox"/>	<input type="checkbox"/>	<input type="checkbox"/>	<input type="checkbox"/>					<input type="checkbox"/>	<input type="checkbox"/>			
		<input type="checkbox"/>	<input type="checkbox"/>	<input type="checkbox"/>	<input type="checkbox"/>	<input type="checkbox"/>				<input type="checkbox"/>	<input type="checkbox"/>	<input type="checkbox"/>	<input type="checkbox"/>					<input type="checkbox"/>	<input type="checkbox"/>			
		<input type="checkbox"/>	<input type="checkbox"/>	<input type="checkbox"/>	<input type="checkbox"/>	<input type="checkbox"/>				<input type="checkbox"/>	<input type="checkbox"/>	<input type="checkbox"/>	<input type="checkbox"/>					<input type="checkbox"/>	<input type="checkbox"/>			
		<input type="checkbox"/>	<input type="checkbox"/>	<input type="checkbox"/>	<input type="checkbox"/>	<input type="checkbox"/>				<input type="checkbox"/>	<input type="checkbox"/>	<input type="checkbox"/>	<input type="checkbox"/>					<input type="checkbox"/>	<input type="checkbox"/>			
		<input type="checkbox"/>	<input type="checkbox"/>	<input type="checkbox"/>	<input type="checkbox"/>	<input type="checkbox"/>				<input type="checkbox"/>	<input type="checkbox"/>	<input type="checkbox"/>	<input type="checkbox"/>					<input type="checkbox"/>	<input type="checkbox"/>			
		<input type="checkbox"/>	<input type="checkbox"/>	<input type="checkbox"/>	<input type="checkbox"/>	<input type="checkbox"/>				<input type="checkbox"/>	<input type="checkbox"/>	<input type="checkbox"/>	<input type="checkbox"/>					<input type="checkbox"/>	<input type="checkbox"/>			
		<input type="checkbox"/>	<input type="checkbox"/>	<input type="checkbox"/>	<input type="checkbox"/>	<input type="checkbox"/>				<input type="checkbox"/>	<input type="checkbox"/>	<input type="checkbox"/>	<input type="checkbox"/>					<input type="checkbox"/>	<input type="checkbox"/>			
		<input type="checkbox"/>	<input type="checkbox"/>	<input type="checkbox"/>	<input type="checkbox"/>	<input type="checkbox"/>				<input type="checkbox"/>	<input type="checkbox"/>	<input type="checkbox"/>	<input type="checkbox"/>					<input type="checkbox"/>	<input type="checkbox"/>			
		<input type="checkbox"/>	<input type="checkbox"/>	<input type="checkbox"/>	<input type="checkbox"/>	<input type="checkbox"/>				<input type="checkbox"/>	<input type="checkbox"/>	<input type="checkbox"/>	<input type="checkbox"/>					<input type="checkbox"/>	<input type="checkbox"/>			
		<input type="checkbox"/>	<input type="checkbox"/>	<input type="checkbox"/>	<input type="checkbox"/>	<input type="checkbox"/>				<input type="checkbox"/>	<input type="checkbox"/>	<input type="checkbox"/>	<input type="checkbox"/>					<input type="checkbox"/>	<input type="checkbox"/>			
		<input type="checkbox"/>	<input type="checkbox"/>	<input type="checkbox"/>	<input type="checkbox"/>	<input type="checkbox"/>				<input type="checkbox"/>	<input type="checkbox"/>	<input type="checkbox"/>	<input type="checkbox"/>					<input type="checkbox"/>	<input type="checkbox"/>			
		<input type="checkbox"/>	<input type="checkbox"/>	<input type="checkbox"/>	<input type="checkbox"/>	<input type="checkbox"/>				<input type="checkbox"/>	<input type="checkbox"/>	<input type="checkbox"/>	<input type="checkbox"/>					<input type="checkbox"/>	<input type="checkbox"/>			
		<input type="checkbox"/>	<input type="checkbox"/>	<input type="checkbox"/>	<input type="checkbox"/>	<input type="checkbox"/>				<input type="checkbox"/>	<input type="checkbox"/>	<input type="checkbox"/>	<input type="checkbox"/>					<input type="checkbox"/>	<input type="checkbox"/>			
		<input type="checkbox"/>	<input type="checkbox"/>	<input type="checkbox"/>	<input type="checkbox"/>	<input type="checkbox"/>				<input type="checkbox"/>	<input type="checkbox"/>	<input type="checkbox"/>	<input type="checkbox"/>					<input type="checkbox"/>	<input type="checkbox"/>			
		<input type="checkbox"/>	<input type="checkbox"/>	<input type="checkbox"/>	<input type="checkbox"/>	<input type="checkbox"/>				<input type="checkbox"/>	<input type="checkbox"/>	<input type="checkbox"/>	<input type="checkbox"/>					<input type="checkbox"/>	<input type="checkbox"/>			
		<input type="checkbox"/>	<input type="checkbox"/>	<input type="checkbox"/>	<input type="checkbox"/>	<input type="checkbox"/>				<input type="checkbox"/>	<input type="checkbox"/>	<input type="checkbox"/>	<input type="checkbox"/>					<input type="checkbox"/>	<input type="checkbox"/>			
		<input type="checkbox"/>	<input type="checkbox"/>	<input type="checkbox"/>	<input type="checkbox"/>	<input type="checkbox"/>				<input type="checkbox"/>	<input type="checkbox"/>	<input type="checkbox"/>	<input type="checkbox"/>					<input type="checkbox"/>	<input type="checkbox"/>			
		<input type="checkbox"/>	<input type="checkbox"/>	<input type="checkbox"/>	<input type="checkbox"/>	<input type="checkbox"/>				<input type="checkbox"/>	<input type="checkbox"/>	<input type="checkbox"/>	<input type="checkbox"/>					<input type="checkbox"/>	<input type="checkbox"/>			
		<input type="checkbox"/>	<input type="checkbox"/>	<input type="checkbox"/>	<input type="checkbox"/>	<input type="checkbox"/>				<input type="checkbox"/>	<input type="checkbox"/>	<input type="checkbox"/>	<input type="checkbox"/>					<input type="checkbox"/>	<input type="checkbox"/>			
		<input type="checkbox"/>	<input type="checkbox"/>	<input type="checkbox"/>	<input type="checkbox"/>	<input type="checkbox"/>				<input type="checkbox"/>	<input type="checkbox"/>	<input type="checkbox"/>	<input type="checkbox"/>					<input type="checkbox"/>	<input type="checkbox"/>			
		<input type="checkbox"/>	<input type="checkbox"/>	<input type="checkbox"/>	<input type="checkbox"/>	<input type="checkbox"/>				<input type="checkbox"/>	<input type="checkbox"/>	<input type="checkbox"/>	<input type="checkbox"/>					<input type="checkbox"/>	<input type="checkbox"/>			
		<input type="checkbox"/>	<input type="checkbox"/>	<input type="checkbox"/>	<input type="checkbox"/>	<input type="checkbox"/>				<input type="checkbox"/>	<input type="checkbox"/>	<input type="checkbox"/>	<input type="checkbox"/>					<input type="checkbox"/>	<input type="checkbox"/>			
		<input type="checkbox"/>	<input type="checkbox"/>	<input type="checkbox"/>	<input type="checkbox"/>	<input type="checkbox"/>				<input type="checkbox"/>	<input type="checkbox"/>	<input type="checkbox"/>	<input type="checkbox"/>					<input type="checkbox"/>	<input type="checkbox"/>			
		<input type="checkbox"/>	<input type="checkbox"/>	<input type="checkbox"/>	<input type="checkbox"/>	<input type="checkbox"/>				<input type="checkbox"/>	<input type="checkbox"/>	<input type="checkbox"/>	<input type="checkbox"/>					<input type="checkbox"/>	<input type="checkbox"/>			
		<input type="checkbox"/>	<input type="checkbox"/>	<input type="checkbox"/>	<input type="checkbox"/>	<input type="checkbox"/>				<input type="checkbox"/>	<input type="checkbox"/>	<input type="checkbox"/>	<input type="checkbox"/>					<input type="checkbox"/>	<input type="checkbox"/>			
		<input type="checkbox"/>	<input type="checkbox"/>	<input type="checkbox"/>	<input type="checkbox"/>	<input type="checkbox"/>				<input type="checkbox"/>	<input type="checkbox"/>	<input type="checkbox"/>	<input type="checkbox"/>					<input type="checkbox"/>	<input type="checkbox"/>			
		<input type="checkbox"/>	<input type="checkbox"/>	<input type="checkbox"/>	<input type="checkbox"/>	<input type="checkbox"/>				<input type="checkbox"/>	<input type="checkbox"/>	<input type="checkbox"/>	<input type="checkbox"/>					<input type="checkbox"/>	<input type="checkbox"/>			
		<input type="checkbox"/>	<input type="checkbox"/>	<input type="checkbox"/>	<input type="checkbox"/>	<input type="checkbox"/>				<input type="checkbox"/>	<input type="checkbox"/>	<input type="checkbox"/>	<input type="checkbox"/>					<input type="checkbox"/>	<input type="checkbox"/>			
		<input type="checkbox"/>	<input type="checkbox"/>	<input type="checkbox"/>	<input type="checkbox"/>	<input type="checkbox"/>				<input type="checkbox"/>	<input type="checkbox"/>	<input type="checkbox"/>	<input type="checkbox"/>					<input type="checkbox"/>	<input type="checkbox"/>			
		<input type="checkbox"/>	<input type="checkbox"/>	<input type="checkbox"/>	<input type="checkbox"/>	<input type="checkbox"/>				<input type="checkbox"/>	<input type="checkbox"/>	<input type="checkbox"/>	<input type="checkbox"/>					<input type="checkbox"/>	<input type="checkbox"/>			
		<input type="checkbox"/>	<input type="checkbox"/>	<input type="checkbox"/>	<input type="checkbox"/>	<input type="checkbox"/>				<input type="checkbox"/>	<input type="checkbox"/>	<input type="checkbox"/>	<input type="checkbox"/>					<input type="checkbox"/>	<input type="checkbox"/>			
		<input type="checkbox"/>	<input type="checkbox"/>	<input type="checkbox"/>	<input type="checkbox"/>	<input type="checkbox"/>				<input type="checkbox"/>	<input type="checkbox"/>	<input type="checkbox"/>	<input type="checkbox"/>					<input type="checkbox"/>	<input type="checkbox"/>			
		<input type="checkbox"/>	<input type="checkbox"/>	<input type="checkbox"/>	<input type="checkbox"/>	<input type="checkbox"/>				<input type="checkbox"/>	<input type="checkbox"/>	<input type="checkbox"/>	<input type="checkbox"/>					<input type="checkbox"/>	<input type="checkbox"/>			
		<input type="checkbox"/>	<input type="checkbox"/>	<input type="checkbox"/>	<input type="checkbox"/>	<input type="checkbox"/>				<input type="checkbox"/>	<input type="checkbox"/>	<input type="checkbox"/>	<input type="checkbox"/>					<input type="checkbox"/>	<input type="checkbox"/>			
		<input type="checkbox"/>	<input type="checkbox"/>	<input type="checkbox"/>	<input type="checkbox"/>	<input type="checkbox"/>				<input type="checkbox"/>	<input type="checkbox"/>	<input type="checkbox"/>	<input type="checkbox"/>					<input type="checkbox"/>	<input type="checkbox"/>			
		<input type="checkbox"/>	<input type="checkbox"/>	<input type="checkbox"/>	<input type="checkbox"/>	<input type="checkbox"/>				<input type="checkbox"/>	<input type="checkbox"/>	<input type="checkbox"/>	<input type="checkbox"/>					<input type="checkbox"/>	<input type="checkbox"/>			
		<input type="checkbox"/>	<input type="checkbox"/>	<input type="checkbox"/>	<input type="checkbox"/>	<input type="checkbox"/>				<input type="checkbox"/>	<input type="checkbox"/>	<input type="checkbox"/>	<input type="checkbox"/>					<input type="checkbox"/>	<input type="checkbox"/>			
		<input type="checkbox"/>	<input type="checkbox"/>	<input type="checkbox"/>	<input type="checkbox"/>	<input type="checkbox"/>				<input type="checkbox"/>	<input type="checkbox"/>	<input type="checkbox"/>	<input type="checkbox"/>					<input type="checkbox"/>	<input type="checkbox"/>			
		<input type="checkbox"/>	<input type="checkbox"/>	<input type="checkbox"/>	<input type="checkbox"/>	<input type="checkbox"/>				<input type="checkbox"/>	<input type="checkbox"/>	<input type="checkbox"/>	<input type="checkbox"/>					<input type="checkbox"/>				

Illustration	Model variant				Options																
	Models	Dimensions L x W x H (in mm)	Compartments				Top surfaces		Panelling		Installation versions			Socket outlets		Connected load		Miscellaneous			
Legend			open	closed	heated	cooled	Stainless steel	Granite	Resopal	Stainless steel	Galvanised-steel castors	Stainless-steel castors	Feet	Skirting panels	230 V in panel	230 V in installation compartment	400 V in installation compartment	230 V	400 V	Middle shelf	Pull-out bottle rack
Cash register booth, closed on 3 sides																					
	MKS 4	1550 x 700 x 900					■	○	○	○	■	○	○	○	○	○	○	■	○		
Cash register booth, closed on 2 sides																					
	MKSS 4	1550 x 700 x 900					■	○	○	○	■	○	○	○	○	○	○	■	○		
45° inside corner																					
	MI 45	600 x 700 x 900					■	○	○	○				○							
90° inside corner																					
	MI 90	750 x 750 x 900					■	○	○	○				○							
45° outside corner																					
	MA 45	800 x 700 x 900					■	○	○	○				○							
90° outside corner																					
	MA 90	1020 x 1020 x 900					■	○	○	○				○							
45° inside corner																					
	MIF 45	810 x 700 x 900					■	○	○	○	■	○	○	○							
90° inside corner																					
	MIF 90	1020 x 700 x 900					■	○	○	○	■	○	○	○							
45° outside corner																					
	MAF 45	800 x 700 x 900					■	○	○	○	■	○	○	○							
90° outside corner																					
	MAF 90	1020 x 700 x 900					■	○	○	○	■	○	○	○							
Silverware and tray servery counter																					
	MBT	900 x 600 x 1270									■	○									

Options

Miscellaneous

Tray slides

Slatted shelf for beverages	Lockable doors	Stainless-steel panel for corner profiles	Module attachment set	Side shelf short side	Stainless-steel round tube	Synthetic-coated particle board
		<input type="radio"/>	<input type="radio"/>	<input type="radio"/>	<input type="radio"/>	<input type="radio"/>
		<input type="radio"/>	<input type="radio"/>	<input type="radio"/>	<input type="radio"/>	<input type="radio"/>
		<input type="radio"/>			<input type="radio"/>	<input type="radio"/>
		<input type="radio"/>			<input type="radio"/>	<input type="radio"/>
		<input type="radio"/>				
		<input type="radio"/>				
		<input type="radio"/>	<input type="radio"/>		<input type="radio"/>	<input type="radio"/>
		<input type="radio"/>	<input type="radio"/>		<input type="radio"/>	<input type="radio"/>
		<input type="radio"/>	<input type="radio"/>		<input type="radio"/>	<input type="radio"/>
		<input type="radio"/>				

Threefold market-orientated, simply sound.

BLANCO CS GmbH + Co KG concentrates on the needs of professional target groups with its three business units Catering Systems, Medical Care Systems and Industrial Components.

Whether its for large kitchens and the catering industry, for hospitals and clinics and medical practices or for customers from industry – BLANCO CS develops, produces and markets high-quality products.

Quality à la maison.

For many years, the Catering Systems area has set standards in the catering industry with innovative developments, proven product quality and excellent service.

The results are sensible solutions that enable efficient, quality-conscious kitchen and catering management.

At BLANCO CS, you take centre stage.

All of BLANCO CS's divisions have DIN EN ISO 9001:2008 certification, guaranteeing a high standard of reliability and customer orientation.

Our team will be happy to advise you:

BLANCO CS GmbH + Co KG
Catering Systems
P. O. Box 13 10
75033 Oberderdingen, Germany
Phone +49 7045 44-81900
Fax +49 7045 44-81212
Internet www.blanco.de
E-mail cs@blanco.de

BLANCO